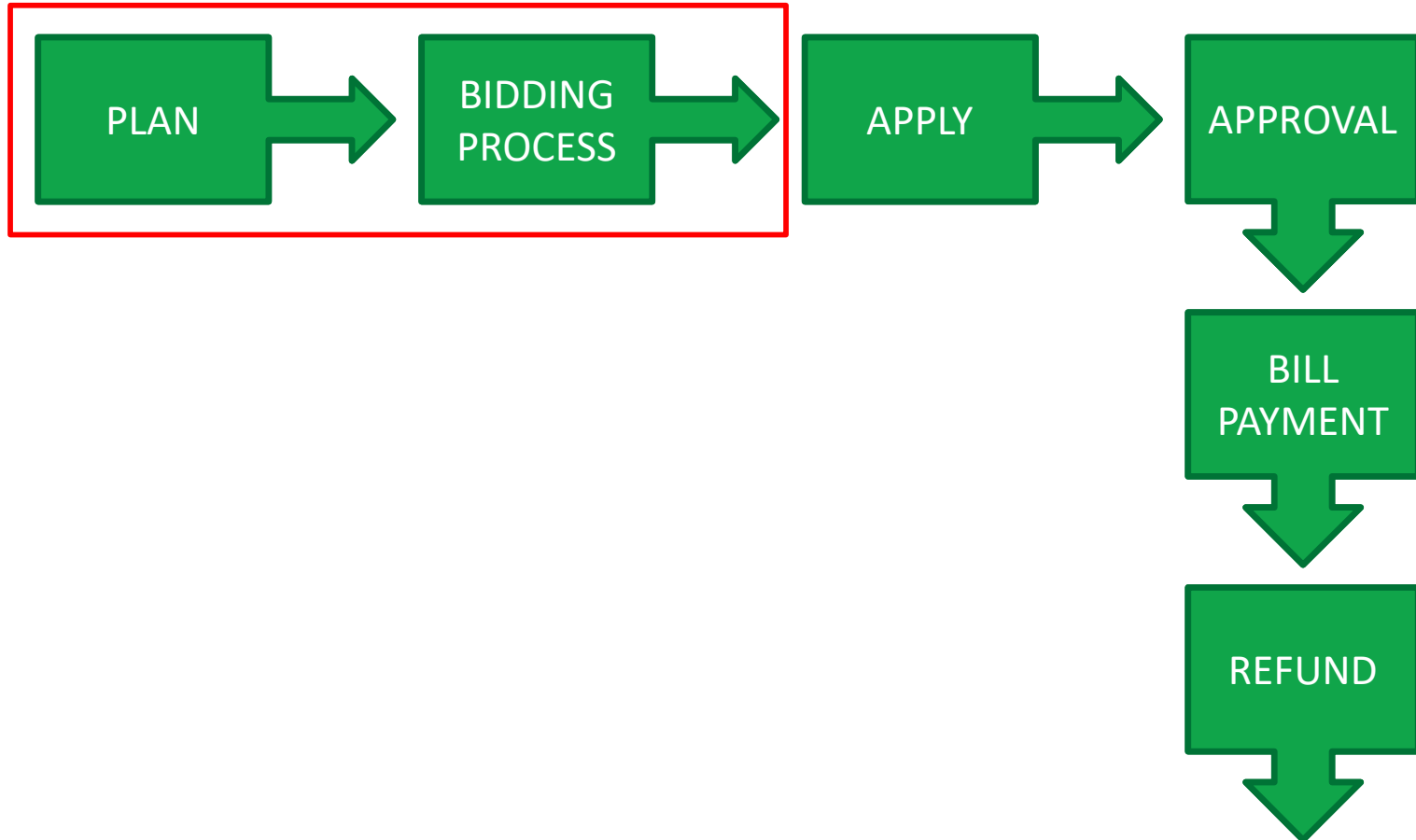


FY2023 FCC Form 470 and Competitive Bidding

Table of Contents

| Topic | Page |
|--|------|
| The E-Rate Process | 3 |
| Making a Plan | 5 |
| The Basics | 11 |
| Filing a Form 470 | 21 |
| Form Actions | 26 |
| Form 470 Section One: Basic Information | 30 |
| Form 470 Section Two: Service Requests | 39 |
| Category One Service Requests | 48 |
| Category Two Service Requests | 62 |
| Form 470 Section Three: Technical Contact Info | 76 |
| Form 470 Section Four: Procurement Information | 82 |
| Reviewing the Form | 85 |
| Certifications and Signature | 92 |
| The Competitive Bidding Process | 107 |
| Selecting a Service Provider | 113 |
| Wrapping Up | 123 |

Where does the Form 470 fall in the E-Rate process?



Making a Plan

Question 1: What do I need?

First consider what services are needed and which of those services might be eligible for E-Rate funding.

Use the Eligible Services List for the Funding Year for which you wish to receive E-Rate.

What is eligible?

There are four requirements for eligibility:

1. Must be an **eligible product or service**
2. Must be used by an **eligible entity**
3. Must be used at an **eligible location**
4. Must be used for an **eligible purpose**

Question 2: What can I afford?

1. Get estimates from service providers on the cost of what you think you would need. You are not selecting a provider at this point; you are simply assessing the potential costs.
2. Examine your budget to see if you can afford what you need. You should always consider the entire cost (pre E-Rate discount) in your budget. If you can't afford the full cost, revisit your needs.
3. Determine your E-Rate discount rate.
4. If you are applying for Category Two products and services, calculate your Category Two budget.

Question 3: What can I do?

Although a technology plan is not required specifically for E-Rate, your planned E-Rate supported products and services should align with your required Maine state technology plan.

Develop a plan that supports what you want and need to do, and what you can afford to do.

What's next?

Once you have determined the products and services for which you want to receive E-Rate funding, you are ready to file an FCC Form 470 and run an open and fair competitive bidding process.

The Basics

What is the FCC Form 470?

A request for products and/or services that opens a competitive bidding process

- Identifies and describes desired categories of service and the function of the services
- Describes the scope of your needs
- Notifies potential bidders of the types and quantities of services that you need
- Identifies any reasons for disqualifying potential bids (must be yes/no – either the bidder complied or did not)

If a product or a service is not listed on a Form 470, you cannot request funding for it on a Form 471.

Do I need to file a Form 470?

- If you are a member of MSLN, Networkmaine files on your behalf for Internet and/or transport services. If you wish to obtain E-Rate funding for any other E-Rate eligible products or services such as those listed under Category 2, you must file your own separate Form 470 for those products or services.
- If you are not a member of MSLN and you wish to obtain E-Rate funding for any eligible products or services, you must file a Form 470 for those products or services.

Do I need to file a Form 470?

You cannot receive E-Rate funding without first posting a Form 470.

Yes in the following situations:

- Month to Month or Tariffed Services:
 - If you are applying for MTM or tariffed services, you must file a new Form 470 every year.
- Contracted Services
 - If you have an expiring contract, you must file a new Form 470.
 - If you want or need to sign a new contract, you must file a new Form 470.
- Products
 - If you want to purchase products or equipment, you must file a Form 470.

No in the following situation:

- If you have an existing multi-year contract in place as a result of a competitive bidding process that includes ALL of the application funding year AND you already filed a Form 470 in a previous year “establishing” this contract, it is not necessary to post a new Form 470 until a new contract is required.

Words of Caution:

Even if you did not need to file a Form 470 for the upcoming Funding Year, you still must file a Form 471 during the Form 471 application filing window in order to receive any E-Rate funding.

Who can complete the Form 470?

- No one other than the applicant or an authorized representative of the applicant should either prepare or certify the FCC Form 470.
- The form cannot be completed or certified by a service provider or feature a service provider as the contact person.
- The form cannot be certified by a consultant, but a consultant can prepare the form for or with you.

How do I file a Form 470?

1. The applicant submits a completed FCC Form 470 from their EPC portal account
 - If you have any additional information to provide beyond that which is included on the actual Form 470, then you must also post an RFP to EPC (even if this is just a single page information sheet rather than a traditional Request for Proposals)
2. USAC posts the form, opening a competitive bidding process to service providers
3. After the form is posted, USAC issues a FCC Form 470 Receipt Notification to the EPC portal account
 - The notification features much of the information featured on the form and provides a means to correct certain errors
 - Check the notification for the “allowable contract date”... this is the earliest date you may file an FCC Form 471

When can I file a Form 470?

You can file the Form 470 for any given funding year as soon as it is released.

***Words of Caution:** File as early as possible. Be sure to allow enough time to file the Form 470, wait 28 days, evaluate and compare bid responses, select a service provider, review potential contracts, get all resulting contracts signed, and file a Form 471 all before the Form 471 filing window closes.*

**FY2023 Form 470 Deadline:
February 28, 2023
(28 days before the end of the Form 471 Filing Window)**

Where do I file a Form 470?

You must file the Form 470 by accessing the account in the EPC Portal for the Billed Entity that will negotiate with potential service providers for eligible products and services.

How many separate forms do I file?

Your choice!

- You may file one Form 470

OR

- You may file a separate Form 470 for each category of service

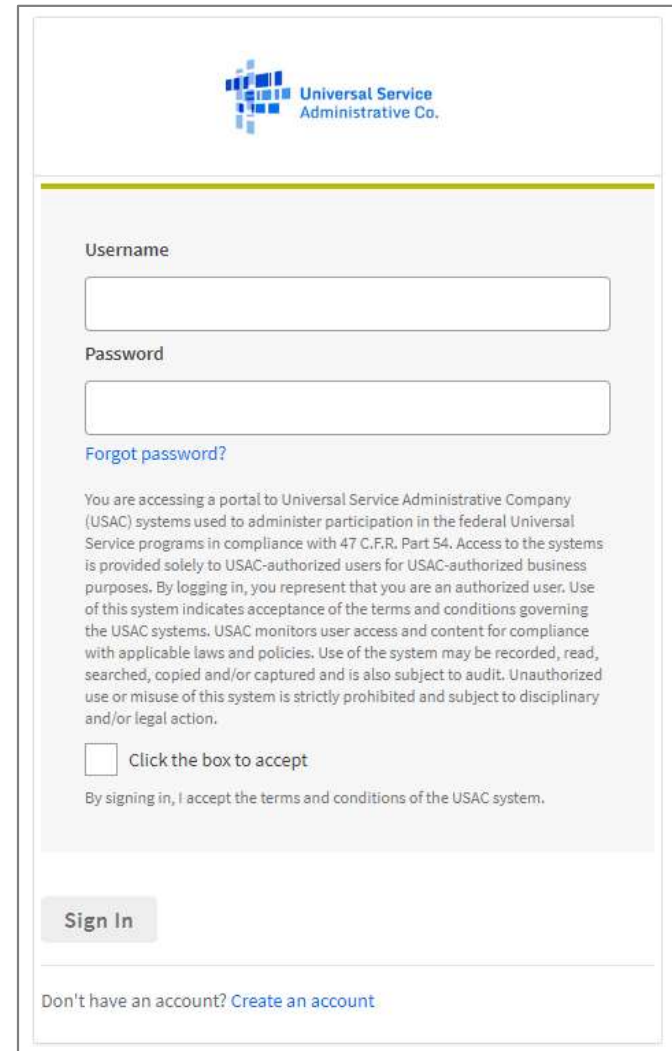
***Recommendation:** Put Category 1 and Category 2 requests on separate forms.*

Filing a Form 470

If you are the EPC Account Administrator or the Administrator has granted you rights to create and edit the Form 470, you will create the Form 470 using the steps indicated.

Filing a Form 470

- ① Navigate to <https://forms.universalservice.org/portal>
- ② Log into One Portal with your username (your full email address) and One Portal password



The screenshot shows the login page for the Universal Service Administrative Co. (USAC). At the top right is the USAC logo. Below it, there are two input fields: 'Username' and 'Password'. A link for 'Forgot password?' is located below the password field. A large block of text provides a disclaimer about the system's use, stating that access is for authorized users only and that unauthorized use is prohibited. Below this text is a checkbox labeled 'Click the box to accept' and a line of text stating 'By signing in, I accept the terms and conditions of the USAC system.' At the bottom left of the form is a 'Sign In' button. At the bottom right is a link for 'Create an account'.

Universal Service Administrative Co.

Username

Password

[Forgot password?](#)

You are accessing a portal to Universal Service Administrative Company (USAC) systems used to administer participation in the federal Universal Service programs in compliance with 47 C.F.R. Part 54. Access to the systems is provided solely to USAC-authorized users for USAC-authorized business purposes. By logging in, you represent that you are an authorized user. Use of this system indicates acceptance of the terms and conditions governing the USAC systems. USAC monitors user access and content for compliance with applicable laws and policies. Use of the system may be recorded, read, searched, copied and/or captured and is also subject to audit. Unauthorized use or misuse of this system is strictly prohibited and subject to disciplinary and/or legal action.

☐ Click the box to accept

By signing in, I accept the terms and conditions of the USAC system.

Sign In

Don't have an account? [Create an account](#)

Filing a Form 470

- ③ Complete the steps as prompted to obtain and enter a one-time verification code
- ④ Once you have successfully logged into One Portal, access EPC either through the
 - A pop-up (click on the “Continue” button) or
 - B the dashboard (click on the block for EPC)

NOTE: which one you see is dependent on whether you only have access to EPC with your email address or if that email address also has been given BEAR access

The image shows a screenshot of the Universal Service Administrative Co. dashboard and a 'Make Your Selection' pop-up. The dashboard header is blue with the USAC logo and a 'Sign Out' button. The user's email, 'anne.perloff@maine.edu', is displayed in the top right. The dashboard content includes sections for 'Upcoming Dates' (with a 'No upcoming dates found.' message), 'Schools and Libraries', and 'Help?'. The 'Help?' section contains links for 'Send us a message' and 'Call us'. A red arrow points from a red box labeled 'B' to the 'E-rate Productivity Center (EPC)' block in the 'Schools and Libraries' section. The 'Make Your Selection' pop-up is overlaid on the left, showing two options: 'Continue' and 'Manage My Authentication Settings'. A red arrow points from a red box labeled 'A' to the 'Continue' button.

Universal Service Administrative Co.

Sign Out

anne.perloff@maine.edu

Dashboard

Upcoming Dates

No upcoming dates found.

Schools and Libraries

E-rate Productivity Center (EPC) - E-rate Program participants use the E-rate Productivity Center to manage program processes, receive notifications and to contact customer service.

FCC Form 472 (BEAR) - Applicants file an FCC Form 472 (Billed Entity Applicant Reimbursement (BEAR) Form) to request reimbursement from USAC for the discount amount of the eligible products or services that the applicant has received and paid for in full.

Help?

Send us a message
[Click here](#)

Call us
(888) 641-8722

©2020 Universal Service Administrative Company. All rights reserved.

Make Your Selection


- Select **Continue** to go to your program's system.
- Select **Manage My Authentication Settings** to update either your email address or phone number to access your account.

[Manage My Authentication Settings](#) **Continue**

Filing a Form 470

Your EPC Landing Page will display

My Applicant Landing Page



**Universal Service
Administrative Co.**

[Funding Request Report](#) | [FCC Form 470](#) | [FCC Form 471](#) | [FCC Form 486](#) |
[Appeal](#) | [IDD Extension](#) | [FCC Form 500](#) | [SPIN Change](#) | [Service Substitution](#) |
[Manage Users](#) | [Manage Organizations](#) | [USAC Website](#) | [Contact Us](#) | [Help](#)

Welcome, School District 6!


Pending Inquiries

Type

Application/Request

Funding Year


Pending COMAD Inquiries are not included.

| Application/Request Number | Type | Nickname | Inquiry Name | Outreach Type | Date Sent | Due Date  | Extn. | Status |
|----------------------------|------|----------|--------------|---------------|-----------|--|-------|--------|
| No items available | | | | | | | | |

Filing a Form 470

⑤ Select the “FCC Form 470” link on your landing page to begin a new FCC Form 470

My Applicant Landing Page



Universal Service
Administrative Co.

Welcome, School District 6!

Pending Inquiries

Type -- Select a Type --

Funding Year -- Select a Funding Year --

Application/Request -- Enter an Application/Request ID or Nickname --

APPLY FILTERS

CLEAR FILTERS

Pending COMAD Inquiries are not included.

| Application/Request Number | Type | Nickname | Inquiry Name | Outreach Type | Date Sent | Due Date ↑ | Extn. | Status |
|----------------------------|------|----------|--------------|---------------|-----------|-------------------------|-------|--------|
| No items available | | | | | | | | |

Form Actions: Saving, Sharing, and Discarding the Form

At the bottom of most form screens, you are given options to save and continue working on the form, make the form available to others within your organization for editing, or to discard the form altogether.

BACK

DISCARD FORM

SAVE & SHARE

SAVE & CONTINUE

Form Actions

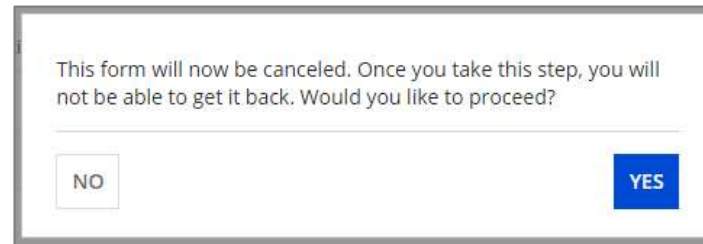
BACK

DISCARD FORM

SAVE & SHARE

SAVE & CONTINUE

- If you select the “BACK” button, you will be taken back one screen.
- If you select the “DISCARD FORM” button, the entire form will be discarded. Once you confirm that you want to discard the form, it will no longer be available in the EPC system.



This form will now be canceled. Once you take this step, you will not be able to get it back. Would you like to proceed?

NO YES

- If you select the “SAVE & SHARE” button, the form is saved and will appear in the task list for other partial rights and full rights users in your organization. One of them can accept the form to view it and make changes to it. Once the new user has finished making changes, he or she can select a link to return the task to all users in the group.



This function will make your FCC Form 470 available for editing by other full and partial rights users in your organization. Do you wish to proceed?

NO YES

- If you select the “SAVE & CONTINUE” button, you will proceed to the next page to continue entering information for the form.

Form Actions

If, after completing part of the form, you want to save your work and return to it later, click on the “SAVE & CONTINUE” button.

When you are ready to return, go to the “Tasks” link in the navigation bar at the top of the browser window. Then locate the task for the in-process form.



When you click on the task, your form will open back up where you left off.

Form 470 Section One: Basic Information

*First, you will review and enter
some basic information.*

[Billed Entity Information]

When you begin the FCC Form 470, the basic information about the billed entity, including the Billed Entity Number (BEN), name, and address will automatically populate from the organization's EPC profile.

FCC Form 470 - Funding Year 2023

Basic Information

Service Requests

Technical Contact Information

Procurement Information

FCC Form 470 Review

Certifications & Signature

> FCC Notice Required By The Paperwork Reduction Act (OMB Control Number: 3060-0806)

▼ Billed Entity Information

School District 6
100 Main Street
Springfield, ME 04487
555-555-7878
school.district6.user1@mailinator.com

Billed Entity Number: 116
FCC Registration Number: 1234564560

Application Nickname

Please enter an application nickname here. *

DISCARD FORM

SAVE & SHARE

SAVE & CONTINUE

You cannot edit this information on the form. If you wish to make changes to the information, the Account Administrator can update the organization's profile using the "Manage Organization" function. Changes made in the profile will be automatically updated in the form.

FCC Form 470 - Funding Year 2023

Basic Information Service Requests Technical Contact Information Procurement Information FCC Form 470 Review Certifications & Signature

> **FCC Notice Required By The Paperwork Reduction Act (OMB Control Number: 3060-0806)**

▼ **Billed Entity Information**

School District 6
100 Main Street
Springfield, ME 04487
555-555-7878
school.district6.user1@mailinator.com

Billed Entity Number: 116
FCC Registration Number: 1234564560

Application Nickname

Please enter an application nickname here.*

DISCARD FORM

SAVE & SHARE

SAVE & CONTINUE

① Enter an application nickname that will serve as a reminder for the requests in this form

② Then click on the "SAVE & CONTINUE" button to proceed

[Recipients of Service]

Additional basic information about the billed entity, including the applicant type, number of eligible entities, and recipients of service will automatically populate from the organization's EPC profile.

If you wish to make changes to the information, the Account Administrator can update the organization's profile using the "Manage Organization" function. Changes made in the profile will automatically be updated in the form.

The Nickname you entered will appear at the top of the form

FCC Form 470 - Funding Year 2023

School District 6 - My FY2023 Form 470 - Form #230000001

Last Saved: 7/6/2022 12:19 PM EDT

Basic Information Service Requests Technical Contact Information Procurement Information FCC Form 470 Review Certifications & Signature

Where applicable, we've completed this section of the form based on information from your applicant entity's profile. If any of the non-editable information is incorrect, or you wish to change the information, please update your profile first by going to your entity record, and clicking Manage Organization from the Related Actions menu. If you do not have access to Manage Organization, please contact your applicant entity's account administrator or create a customer service case to request updates to your applicant entity's profile.

▼ **Application Type and Recipients of Service**

Applicant Type: School District Recipient(s) of Service: ☒ Public School ☒ Tribal School ☒ Public School District

Number of Eligible Entities: 3

Recipients of Service

| Billed Entity Name | Billed Entity Number |
|--------------------|----------------------|
| School District 6 | 116 |

[BACK](#) [DISCARD FORM](#) [SAVE & SHARE](#) [SAVE & CONTINUE](#)

③ Click on the "SAVE & CONTINUE" button to proceed

[Consultant Contact Information]

If the account profile indicates that you are using a consultant, the consultant will automatically appear in this section.

Next, you will identify the individuals assisting in seeking E-rate support.

Consultant Information

Consulting Firms

The consulting firms associated with your organization are listed below.

| Name | Consultant Registration Number | Phone Number | Email |
|------------------------|--------------------------------|--------------|-------|
| USAC Consulting Firm 1 | 15010001 | 111-111-1111 | |

If a consultant has not been added to the profile, no consultant will display. If you are using a consultant, you will need to return to the profile and enter consultant information.

Basic Information

Entity Information

Funding Requests

Certify

Next, you will identify the individuals assisting in seeking E-rate support.

Consultant Information

There are currently no consulting firms associated with your organization. If this is in error, please update your organization profile.

④ Select a contact person for this form

FCC Form 470 - Funding Year 2023

School District 6 - My FY2023 Form 470 - Form #230000001

Last Saved: 7/6/2022 12:22 PM EDT

Basic Information

Service Requests

Technical Contact Information

Procurement Information

FCC Form 470 Review

Certifications & Signature

Next, you will identify the individuals assisting in seeking E-rate support.

Consultant Information

Consulting Firms

The consulting firms associated with your organization are listed below.

| Name | Consultant Registration Number | Phone Number | Email |
|------------------------|--------------------------------|--------------|-------|
| USAC Consulting Firm 1 | 15010001 | 111-111-1111 | |

There are currently no consultant users associated with your organization. If this is in error, please update your organization profile.

Contact Information

Are you the main contact person? *

YES

NO

BACK

DISCARD FORM

SAVE & SHARE

SAVE & CONTINUE

B If you are not the main contact, click on the “NO” button
then skip to page 37 in this guide

A If you are the main contact for this form, click on the “YES” button
then go to the next page in this guide

A ① If you chose “YES”, your contact info will automatically display

FCC Form 470 - Funding Year 2023

School District 6 - My FY2023 Form 470 - Form #230000001

Last Saved: 7/6/2022 12:22 PM EDT

Basic Information Service Requests Technical Contact Information Procurement Information FCC Form 470 Review Certifications & Signature

Next, you will identify the individuals assisting in seeking E-rate support.

Consultant Information

Consulting Firms

The consulting firms associated with your organization are listed below.

| Name | Consultant Registration Number | Phone Number | Email |
|------------------------|--------------------------------|--------------|-------|
| USAC Consulting Firm 1 | 15010001 | 111-111-1111 | |

There are currently no consultant users associated with your organization. If this is in error, please update your organization profile.

Contact Information

Are you the main contact person?

☒ YES ✓ ☐ NO

School District 6 User 1
school.district6.user1@mailinator.com
555-555-5555

A ② Click on the “SAVE & CONTINUE” button to proceed

FCC Form 470 - Funding Year 2023

School District 6 - My FY2023 Form 470 - Form #230000001

Last Saved: 7/6/2022 12:22 PM EDT

Basic Information

Service Requests

Technical Contact
Information

Procurement Information

FCC Form 470 Review

Certifications & Signature

Next, you will identify the individuals assisting in seeking E-rate support.

Consultant Information

Consulting Firms

The consulting firms associated with your organization are listed below.

| Name | Consultant Registration Number | Phone Number | Email |
|------------------------|--------------------------------|--------------|-------|
| USAC Consulting Firm 1 | 15010001 | 111-111-1111 | |

There are currently no consultant users associated with your organization. If this is in error, please update your organization profile.

Contact Information

Are you the main contact person?

YES

NO ✓

Main Contact Person*

q



School District 6 User 1

school.district6.user1@mailinator.com

BACK

DISCARD FORM

B ① If you chose “NO”, click in the “Main Contact Person” textbox that now displays on the page and begin typing the name or email address for a contact person. The system will search for and display matches. Select the desired contact.

SAVE & SHARE

SAVE & CONTINUE

Note: Only those individuals who have been associated with your organization can be the contact person.

FCC Form 470 - Funding Year 2023

School District 6 - My FY2023 Form 470 - Form #230000001

Last Saved: 7/6/2022 12:22 PM EDT

Basic Information

Service Requests

Technical Contact
Information

Procurement Information

FCC Form 470 Review

Certifications & Signature

Next, you will identify the individuals assisting in seeking E-rate support.

Consultant Information

Consulting Firms

The consulting firms associated with your organization are listed below.

| Name | Consultant Registration Number | Phone Number | Email |
|------------------------|--------------------------------|--------------|-------|
| USAC Consulting Firm 1 | 15010001 | 111-111-1111 | |

There are currently no consultant users associated with your organization. If this is in error, please update your organization profile.

Contact Information

Are you the main contact person?

YES NO ✓

School District 6 User 1
school.district6.user1@mailinator.com
555-555-5555

Main Contact Person *

 School District 6 User 1 ✕

Please select a main contact person by typing the contact person's name or email address.

BACK

DISCARD FORM

SAVE & SHARE

SAVE & CONTINUE

B ② Click on the “SAVE & CONTINUE” button to proceed

Form 470 Section Two: Service Requests

Next, you will select the Category of Service you are requesting and identify the desired products and services for which you are seeking bids.



- ① Indicate the category of service for which you are requesting bids - you can choose Category 1, Category 2, or both categories

The screenshot shows the 'Service Requests' tab of the FCC Form 470. The 'Category(s) of Service' section asks 'What are the category(s) of service that you are requesting? *'. There are two categories: 'CATEGORY 1' and 'CATEGORY 2'. 'CATEGORY 1' includes 'Data Transmission and/or Internet Access'. 'CATEGORY 2' includes 'Internal Connections', 'Basic Maintenance of Internal Connections', and 'Managed Internal Broadband Services'. At the bottom are buttons for 'BACK', 'DISCARD FORM', 'SAVE & SHARE', and 'SAVE & CONTINUE'. Red annotations include: 'A Choose "CATEGORY 1" for Category 1 services' with an arrow to the 'CATEGORY 1' button; 'B Choose "CATEGORY 2" for Category 2 services' with an arrow to the 'CATEGORY 2' button; and '② Click on the "SAVE & CONTINUE" button' with an arrow to the 'SAVE & CONTINUE' button.

Basic Information **Service Requests** Technical Contact Information Procurement Information FCC Form 470 Review Certifications & Signature

Next, you will identify the category(s) of service requested.

Visit [our website](#) for more information on how to file the FCC Form 470.

Category(s) of Service

What are the category(s) of service that you are requesting? *

CATEGORY 1

- Data Transmission and/or Internet Access

CATEGORY 2

- Internal Connections
- Basic Maintenance of Internal Connections
- Managed Internal Broadband Services

BACK DISCARD FORM

SAVE & SHARE SAVE & CONTINUE

- ② Click on the "SAVE & CONTINUE" button

- Make sure that you post for the correct category of service for the services you are requesting

Words of Caution: USAC will deny a funding request if the category of service posted on the Form 471 does not match the category of service posted on the Form 470

- Post for all applicable categories of service
 - a service that could appear in more than one category should be posted in both categories
 - a service that could possibly be moved from one category of service to another during application review should be posted in both categories

③ Indicate whether or not you are using an RFP (Request for Proposal) related to the services being sought. An RFP is *required* for dark fiber or self-provisioned fiber.

Words of Caution: Any additional document that provides information beyond what is provided in the Form 470 itself is considered by USAC to be an RFP (even though the document may not be what you consider to be a formal RFP)

ANY AND ALL RFP DOCUMENTS AND AMENDMENTS MUST BE UPLOADED TO EPC!!!

The screenshot shows the 'Service Requests' tab of the FCC Form 470. The question is 'Is there a RFP for any of the services you are requesting? *'. There are 'YES' and 'NO' buttons. A red arrow points from the 'NO' button to a text box labeled 'B'. Below the question are 'BACK' and 'DISCARD FORM' buttons on the left, and 'SAVE & SHARE' and 'SAVE & CONTINUE' buttons on the right. A red arrow points from the 'YES' button to a text box labeled 'A'.

Basic Information **Service Requests** Technical Contact Information Procurement Information FCC Form 470 Review Certifications & Signature

If you are using RFPs for any of the requested services, start by uploading them all first.

RFPs for Service Requests

Is there a RFP for any of the services you are requesting? *

B Choose “NO” if you have no RFP or additional document, and then click on the “SAVE & CONTINUE” button to proceed *then skip to page 48 in this guide*

A

Choose “YES” if you are using an RFP or have an additional document *then go to the next page in this guide*

Words of Caution: Funding requests that rely on an RFP not disclosed on the Form 470 are subject to denial

The screenshot shows the 'Service Requests' tab of the FCC Form 470 portal. It includes a navigation bar with tabs: Basic Information, Service Requests, Technical Contact Information, Procurement Information, FCC Form 470 Review, and Certifications & Signature. Below the navigation bar, a message states: 'If you are using RFPs for any of the requested services, start by uploading them all first.' The section is titled 'RFPs for Service Requests' and asks 'Is there a RFP for any of the services you are requesting?'. There are two buttons: 'YES ✓' (selected) and 'NO'. To the right, a message says 'Please upload all RFPs for the services you are requesting. ?'. Below this is an upload area with an 'UPLOAD' button and a 'Drop file here' area. A red arrow points from the instruction text below to the 'UPLOAD' button. Below the upload area, a warning states: 'You must upload your actual RFP document. Uploading a document with a hyperlink to another website, including bid management sites, is not sufficient and can lead to funding denial.' At the bottom, there are buttons for 'BACK', 'DISCARD FORM', 'SAVE & SHARE', and 'SAVE & CONTINUE'.

A ① Upload documents to the portal by clicking on the “UPLOAD” button or simply drag a file from your computer onto the “Drop file here” area

Note: You can upload as many additional documents as you desire

Basic Information **Service Requests** Technical Contact Information Procurement Information FCC Form 470 Review Certifications & Signature

If you are using RFPs for any of the requested services, start by uploading them all first.


RFPs for Service Requests


Is there a RFP for any of the services you are requesting?

☒ YES ✓ ☐ NO

A document can be removed at this point by clicking on the icon next to the file listing

Please upload all RFPs for the services you are requesting. ?

 **Category 1 RFP**
PDF – 13.59 KB

 Drop file here

You must upload your actual RFP document. Uploading a document with a hyperlink to another website, including bid management sites, is not sufficient and can lead to funding denial.

Words of Caution:

Once the form has been certified, you cannot remove documents

Once an RFP has been specified for a service request in subsequent steps, you cannot remove the document without first deleting the service request

A ② When all RFP documents have been uploaded, click on the “SAVE & CONTINUE” button

Verbiage that you might include in an RFP:

- Bid responses must include the service provider's Form 471 pricing and descriptions.
- Bid responses must be received by [a specific date].
- Bidders are expected to make themselves thoroughly familiar with and comply with any rules or regulations regarding the E-rate program.
- Multi-year contracts and voluntary extensions are accepted.
- All contracts or agreements entered into as a result of this RFP will be contingent upon receipt of E-Rate funding. ☆☆☆
- Failure to comply with any of the items above may be grounds for disqualification.

Words of Caution: If an entity is not listed on the Form 470, it cannot receive E-Rate funding through the Form 471

A ③ Indicate which RFPs you uploaded were used to support **ALL** requests for Category 1 and which were used to support **ALL** requests for Category 2 by clicking the applicable check box next to each listed document.

*If an RFP document is not applicable to **ALL** requests for that category, you do not need to check the box on this screen. Later, you will be able to select any RFP that is specific to a single service request.*

If you chose to include only one category on this form, then only that category will display on this page.

Basic Information **Service Requests** Technical Contact Information Procurement Information FCC Form 470 Review Certifications & Signature

Next, you will indicate whether RFPs are applicable across a category.

RFPs for Service Requests

category ONE

If applicable, please select the RFP(s) that apply to all new category ONE services.

☐ Category 1 RFP

This selection will only apply to new service requests. Selecting and deselecting RFPs above will not affect service requests already added to this FCC Form 470.

category TWO

If applicable, please select the RFP(s) that apply to all new category TWO services.

☐ Category 1 RFP

This selection will only apply to new service requests. Selecting and deselecting RFPs above will not affect service requests already added to this FCC Form 470.

BACK DISCARD FORM SAVE & SHARE SAVE & CONTINUE

Basic Information

Service Requests

Technical Contact Information

Procurement Information

FCC Form 470 Review

Certifications & Signature

Next, you will indicate whether RFPs are applicable across a category.

RFPs for Service Requests

If applicable, please select the RFP(s) that apply to all new category ONE services.

☒ Category 1 RFP

This selection will only apply to new service requests. Selecting and deselecting RFPs above will not affect service requests already added to this FCC Form 470.

If applicable, please select the RFP(s) that apply to all new category TWO services.

☐ Category 1 RFP

This selection will only apply to new service requests. Selecting and deselecting RFPs above will not affect service requests already added to this FCC Form 470.

BACKDISCARD FORM

SAVE & SHARESAVE & CONTINUE

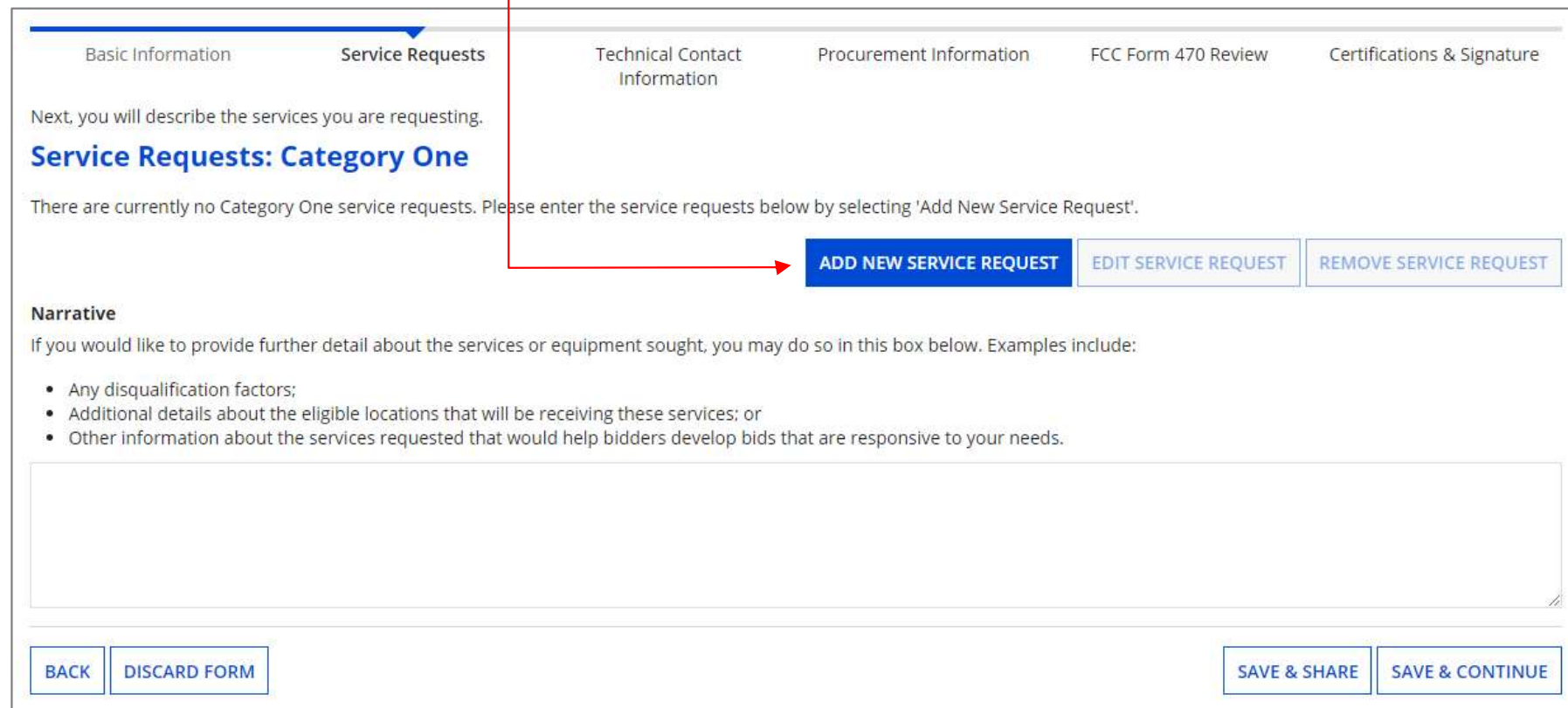
A ④ Click on the “SAVE & CONTINUE” button to proceed

Category One Service Requests

*If you will not be entering Category One Service
Requests on this form, skip to page 62 in this guide*

[Category 1 Service Requests]

① Click on the “ADD NEW SERVICE REQUEST” button to add a new Category One service request



The screenshot shows the 'Service Requests' tab of the FCC Form 470 interface. The tab is active, and the page title is 'Service Requests: Category One'. Below the title, it states: 'There are currently no Category One service requests. Please enter the service requests below by selecting 'Add New Service Request'.' A red arrow points from the instruction text above to the 'ADD NEW SERVICE REQUEST' button. To the right of this button are two other buttons: 'EDIT SERVICE REQUEST' and 'REMOVE SERVICE REQUEST'. Below the buttons is a 'Narrative' section with a text area for providing further detail about the services or equipment sought. At the bottom of the form are four buttons: 'BACK', 'DISCARD FORM', 'SAVE & SHARE', and 'SAVE & CONTINUE'.

Basic Information **Service Requests** Technical Contact Information Procurement Information FCC Form 470 Review Certifications & Signature

Next, you will describe the services you are requesting.

Service Requests: Category One

There are currently no Category One service requests. Please enter the service requests below by selecting 'Add New Service Request'.

ADD NEW SERVICE REQUEST EDIT SERVICE REQUEST REMOVE SERVICE REQUEST

Narrative

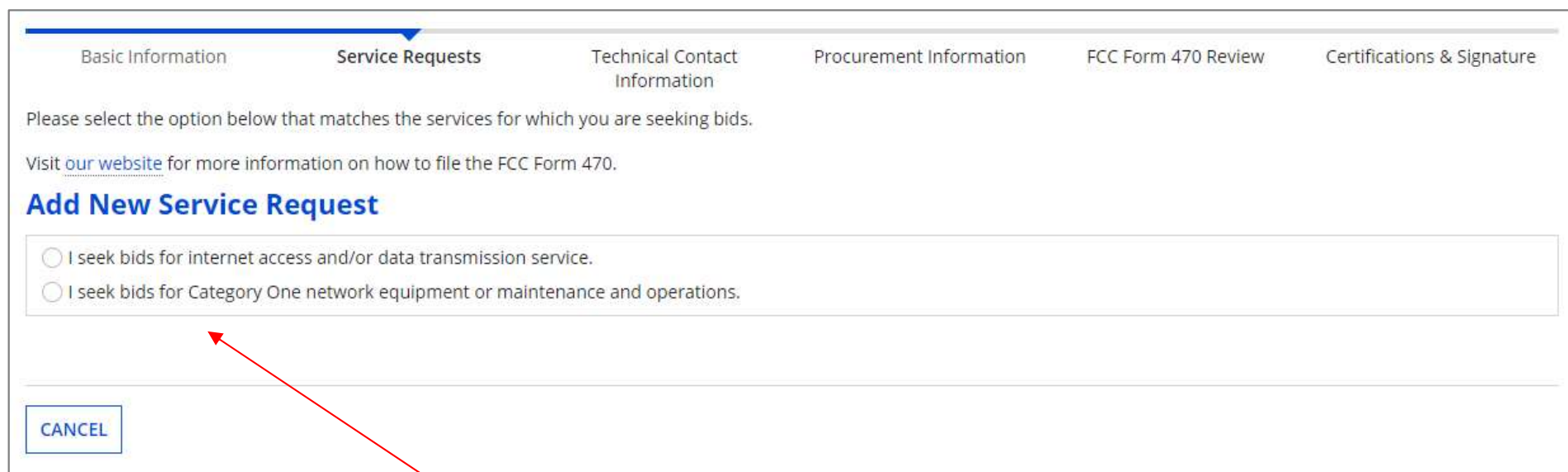
If you would like to provide further detail about the services or equipment sought, you may do so in this box below. Examples include:

- Any disqualification factors;
- Additional details about the eligible locations that will be receiving these services; or
- Other information about the services requested that would help bidders develop bids that are responsive to your needs.

BACK DISCARD FORM SAVE & SHARE SAVE & CONTINUE

[Category 1 Service Requests]

After choosing “Add New Service Request” under the “Category One” section, the “Add New Service Request” page displays



The screenshot shows a web form titled "Add New Service Request" with a progress bar at the top. The progress bar has six tabs: "Basic Information", "Service Requests" (which is active and highlighted with a blue arrow), "Technical Contact Information", "Procurement Information", "FCC Form 470 Review", and "Certifications & Signature". Below the progress bar, the text reads: "Please select the option below that matches the services for which you are seeking bids." followed by a link: "Visit our [website](#) for more information on how to file the FCC Form 470." The main heading "Add New Service Request" is in blue. Below it, there are two radio button options: "I seek bids for internet access and/or data transmission service." and "I seek bids for Category One network equipment or maintenance and operations." A red arrow points from the text below to the second radio button option. At the bottom left, there is a "CANCEL" button.

Basic Information Service Requests Technical Contact Information Procurement Information FCC Form 470 Review Certifications & Signature

Please select the option below that matches the services for which you are seeking bids.

Visit our [website](#) for more information on how to file the FCC Form 470.

Add New Service Request

☐ I seek bids for internet access and/or data transmission service.

☐ I seek bids for Category One network equipment or maintenance and operations.

CANCEL

② Select the option that applies for the products and/or services for which you are seeking bids

[Category 1 Service Requests]

As you click on a particular option to select it, a cascading table row will appear with a list of sub options

The number of sub lists and their options vary depending upon your selections

There are still options remaining to be selected as long as the only button appearing at the bottom of the screen is the “CANCEL” button

Basic Information **Service Requests** Technical Contact Information Procurement Information FCC Form 470 Review Certifications & Signature

Please select the option below that matches the services for which you are seeking bids.
Visit [our website](#) for more information on how to file the FCC Form 470.

Add New Service Request

I seek bids for internet access and/or data transmission service.

- ☐ I seek bids for Internet access and data transmission service (provided over any combination of transmission medium, e.g., fiber-only networks, fiber/non-fiber hybrid networks, or non-fiber networks such as cable, DSL, copper, satellite, or microwave).
- ☐ I seek bids for internet access without data transmission service and will arrange for separate data transmission service if required.
- ☐ I seek bids to purchase data transmission service only (i.e., that does not include internet access service).
- ☐ I seek to build my own network.

CANCEL

③ Select a sub option from the newly displayed list that is applicable to the bids you are seeking

[Category 1 Service Requests]

Basic Information

Service Requests

Technical Contact Information

Procurement Information

FCC Form 470 Review

Certifications & Signature

Please select the option below that matches the services for which you are seeking bids.

Visit [our website](#) for more information on how to file the FCC Form 470.

Add New Service Request

☒ I seek bids for internet access and/or data transmission service.

☒ I seek bids for Internet access and data transmission service (provided over any combination of transmission medium, e.g., fiber-only networks, fiber/non-fiber hybrid networks, or non-fiber networks such as cable, DSL, copper, satellite, or microwave).

☐ I seek bids for internet access and data transmission services, whether offered by one service provider(s) as a bundled package or offered by one or more service provider as independent services.

☐ I seek bids for data plans or wireless adapters (Air Cards) for mobile devices for commercial wireless service for a school or library that does not have an existing broadband internal connections.

CANCEL

④ Continue to select a sub option from each newly displayed list that is applicable to the bids you are seeking

[Category 1 Service Requests]

Basic Information **Service Requests** Technical Contact Information Procurement Information FCC Form 470 Review Certifications & Signature

Please select the option below that matches the services for which you are seeking bids.
Visit [our website](#) for more information on how to file the FCC Form 470.

Add New Service Request

☒ I seek bids for internet access and/or data transmission service.

☒ I seek bids for Internet access and data transmission service (provided over any combination of transmission medium, e.g., fiber-only networks, fiber/non-fiber hybrid networks, or non-fiber networks such as cable, DSL, copper, satellite, or microwave).

☒ I seek bids for internet access and data transmission services, whether offered by one service provider(s) as a bundled package or offered by one or more service provider as independent services.

Service Type
Data Transmission and/or Internet Access

Function *
Internet Access and Data Transmission Service

Quantity *

Unit
Each

Minimum Capacity

Maximum Capacity

Number of entities served? *

Are you also seeking Installation, Activation and Initial Configuration for this service? *
☐ Yes
☐ No

Please select the RFP(s) that apply to this service request.
☒ Category 1 RFP

⑤ When fields appear, enter and select the appropriate details to describe what you are seeking. This screen will vary depending on the options selected.

⑥ If you have an RFP for this service, select the RFP document that supports this request. Note that if you indicated that an RFP applied to all Category One services, that document will automatically be associated with this request.

[Category 1 Service Requests]

Basic Information

Service Requests

Technical Contact Information

Procurement Information

FCC Form 470 Review

Certifications & Signature

Please select the option below that matches the services for which you are seeking bids.

Visit [our website](#) for more information on how to file the FCC Form 470.

Add New Service Request

☒ I seek bids for internet access and/or data transmission service.

☐ I seek bids for Internet access and data transmission service (provided over any combination of transmission medium, e.g., fiber-only networks, fiber/non-fiber hybrid networks, or non-fiber networks such as cable, DSL, copper, satellite, or microwave).

☐ I seek bids for internet access and data transmission services, whether offered by one service provider(s) as a bundled package or offered by one or more service provider as independent services.

Service Type

Data Transmission and/or Internet Access

Function *

Internet Access and Data Transmission Service

Quantity *

5

Unit

Each

Minimum Capacity *

1 Gbps

Maximum Capacity *

10 Gbps

Are you also seeking Installation, Activation and Initial Configuration for this service? *

☐ Yes

☒ No

Please select the RFP(s) that apply to this service request.

☒ Category 1 RFP

CANCEL

SAVE & CREATE ANOTHER REQUEST

SAVE REQUEST

⑦ When all fields are complete, click the “SAVE REQUEST” button to save the request and display the service type table or the “SAVE & CREATE ANOTHER REQUEST” button to save the request and begin another service request with all of the same options you just selected



[Category 1 Service Requests]

Basic Information

Service Requests

Technical Contact Information

Procurement Information

FCC Form 470 Review

Certifications & Signature

Next, you will describe the services you are requesting.

Service Requests: Category One

Please enter the service requests below by selecting 'Add New Service Request'.

| <input type="checkbox"/> | Service Type | Function | Function Other Description | Minimum Capacity | Maximum Capacity | Entities | Quantity | Unit | Installation and Initial Configuration? | Associated RFPs |
|--------------------------|--|---|----------------------------|------------------|------------------|----------|----------|------|---|-----------------|
| <input type="checkbox"/> | Data Transmission and/or Internet Access | Standalone Data Transmission Service | | 10 Gbps | 50 Gbps | 1 | 1 | Each | No | Category 1 RFP |
| <input type="checkbox"/> | Data Transmission and/or Internet Access | Internet Access and Data Transmission Service | | 1 Gbps | 10 Gbps | 3 | 5 | Each | No | Category 1 RFP |

ADD NEW SERVICE REQUEST

EDIT SERVICE REQUEST

REMOVE SERVICE REQUEST

⑧ Click the “ADD NEW SERVICE REQUEST” button again to enter an additional service request, repeating as necessary until all Category One service requests have been completed

WORDS OF CAUTION: In some instances, you may need to add service requests for several different functions in order to have a fair competitive bidding process. For example, if you are seeking Internet access bundled with fiber transport, you must also seek and compare bids for transport only for the analogous fiber transport option and also seek and compare bids for Commodity Internet Access

[Category 1 Service Requests]

Service Requests: Category One

Please enter the service requests below by selecting 'Add New Service Request'.

| <input type="checkbox"/> | Service Type | Function | Function Other Description | Minimum Capacity | Maximum Capacity | Entities | Quantity | Unit | Installation and Initial Configuration? | Associated RFPs |
|-------------------------------------|--|---|----------------------------|------------------|------------------|----------|----------|------|---|-----------------|
| <input checked="" type="checkbox"/> | Data Transmission and/or Internet Access | Internet Access and Data Transmission Service | | 1 Gbps | 10 Gbps | 5 | 5 | Each | No | Category 1 RFP |
| <input type="checkbox"/> | Data Transmission and/or Internet Access | Standalone Internet Access Service | | 1 Gbps | 10 Gbps | 5 | | | No | Category 1 RFP |
| <input type="checkbox"/> | Data Transmission and/or Internet Access | Category One Maintenance and Operations | | 1 Gbps | 10 Gbps | 2 | 2 | Each | Yes | Category 1 RFP |

[ADD NEW SERVICE REQUEST](#) [EDIT SERVICE REQUEST](#) [REMOVE SERVICE REQUEST](#)

To edit a service request, select the check box for that item and then click the “EDIT SERVICE REQUEST” button

[Category 1 Service Requests]

Service Requests: Category One

Please enter the service requests below by selecting 'Add New Service Request'.

| <input type="checkbox"/> | Service Type | Function | Function Other Description | Minimum Capacity | Maximum Capacity | Entities | Quantity | Unit | Installation and Initial Configuration? | Associated RFPs |
|-------------------------------------|--|---|----------------------------|------------------|------------------|----------|----------|------|---|-----------------|
| <input checked="" type="checkbox"/> | Data Transmission and/or Internet Access | Internet Access and Data Transmission Service | | 1 Gbps | 10 Gbps | 5 | 5 | Each | No | Category 1 RFP |
| <input type="checkbox"/> | Data Transmission and/or Internet Access | Standalone Internet Access Service | | 1 Gbps | 10 Gbps | 5 | | | No | Category 1 RFP |
| <input type="checkbox"/> | Data Transmission and/or Internet Access | Category One Maintenance and Operations | | 1 Gbps | 10 Gbps | 2 | 2 | Each | Yes | Category 1 RFP |

[ADD NEW SERVICE REQUEST](#) [EDIT SERVICE REQUEST](#) [REMOVE SERVICE REQUEST](#)

To delete a service request, select the check box for that item and then click the “REMOVE SERVICE REQUEST” button

[Category 1 Service Requests]

⑨ In the “Narrative” field, include a clear, textual description of the services you are seeking. Enter any further information to support the request that is not already specified using the service request fields, such as additional capacities being sought, additional descriptions of services, or disqualification factors.

Service Requests: Category One

Please enter the service requests below by selecting 'Add New Service Request'.

| <input type="checkbox"/> | Service Type | Function | Function Other Description | Minimum Capacity | Maximum Capacity | Entities | Quantity | Unit | Installation and Initial Configuration? | Associated RFPs |
|--------------------------|--|---|----------------------------|------------------|------------------|----------|----------|------|---|-----------------|
| <input type="checkbox"/> | Data Transmission and/or Internet Access | Internet Access and Data Transmission Service | | 1 Gbps | 10 Gbps | 5 | 5 | Each | No | Category 1 RFP |
| <input type="checkbox"/> | Data Transmission and/or Internet Access | Standalone Internet Access Service | | 1 Gbps | 10 Gbps | 5 | | | No | Category 1 RFP |
| <input type="checkbox"/> | Data Transmission and/or Internet Access | Category One Maintenance and Operations | | 1 Gbps | 10 Gbps | 2 | 2 | Each | Yes | Category 1 RFP |

ADD NEW SERVICE REQUESTEDIT SERVICE REQUESTREMOVE SERVICE REQUEST

Narrative

If you would like to provide further detail about the services or equipment sought, you may do so in this box below. Examples include:

- Any disqualification factors;
- Additional details about the eligible locations that will be receiving these services; or
- Other information about the services requested that would help bidders develop bids that are responsive to your needs.

Installment Payment Plan

Are you seeking an installment payment plan for the non-discounted portion of any special construction charges associated with the request(s) listed above? *

☐ Yes

☐ No

BACKDISCARD FORM

SAVE & SHARESAVE & CONTINUE

[Category 1 Service Requests]

Words of Advice: *I recommend that you indicate either here in the narrative or in your RFP a specific deadline for vendors to submit proposals.*

- If your Form 470 or RFP does not state a deadline, you must consider all bids received up until the date that you conduct your bid evaluation. USAC is no longer considering the 28th day after the Form 470 is posted as the default deadline to submit bids. If there is a gap between day 28 and when you conduct the evaluation, you will have to consider any bids that you receive during that period.*
- The deadline of course must be at least 28 days after the Form 470 is posted.*

Example: *“Proposals must be received by 9:00 AM EST on [insert date here]. We reserve the right to reject late-submitted proposals.”*

[Category 1 Service Requests]

If you are selecting any services that have non-discounted special construction charges, you can request to pay those charges in installments. This option will only appear for those service requests that could potentially include special construction charges.

Service Requests: Category One

Please enter the service requests below by selecting 'Add New Service Request'.

| <input type="checkbox"/> | Service Type | Function | Function Other Description | Minimum Capacity | Maximum Capacity | Entities | Quantity | Unit | Installation and Initial Configuration? | Associated RFPs |
|--------------------------|--|---|----------------------------|------------------|------------------|----------|----------|------|---|-----------------|
| <input type="checkbox"/> | Data Transmission and/or Internet Access | Internet Access and Data Transmission Service | | 1 Gbps | 10 Gbps | 5 | 5 | Each | No | Category 1 RFP |
| <input type="checkbox"/> | Data Transmission and/or Internet Access | Standalone Internet Access Service | | 1 Gbps | 10 Gbps | 5 | | | No | Category 1 RFP |
| <input type="checkbox"/> | Data Transmission and/or Internet Access | Category One Maintenance and Operations | | 1 Gbps | 10 Gbps | 2 | 2 | Each | Yes | Category 1 RFP |

ADD NEW SERVICE REQUEST

EDIT SERVICE REQUEST

REMOVE SERVICE REQUEST

Narrative

If you would like to provide further detail about the services or equipment sought, you may do so in this box below. Examples include:

- Any disqualification factors;
- Additional details about the eligible locations that will be receiving these services; or
- Other information about the services requested that would help bidders develop bids that are responsive to your needs.

Installment Payment Plan

Are you seeking an installment payment plan for the non-discounted portion of any special construction charges associated with the request(s) listed above? *

☐ Yes

☐ No

⑩ Select "Yes" or "No"

Note: Bidders are not required to offer installment payment options in their bid response

BACK

DISCARD FORM

SAVE & SHARE

SAVE & CONTINUE

[Category 1 Service Requests]

⑪ When you have entered all of the information for the requested Category One services, click on the “SAVE & CONTINUE” button to proceed



A screenshot of the bottom section of a web form. It contains four buttons arranged in two groups. The left group has 'BACK' and 'DISCARD FORM'. The right group has 'SAVE & SHARE' and 'SAVE & CONTINUE'. A red arrow points from the text above to the 'SAVE & CONTINUE' button.

| | | | |
|------|--------------|--------------|-----------------|
| BACK | DISCARD FORM | SAVE & SHARE | SAVE & CONTINUE |
|------|--------------|--------------|-----------------|

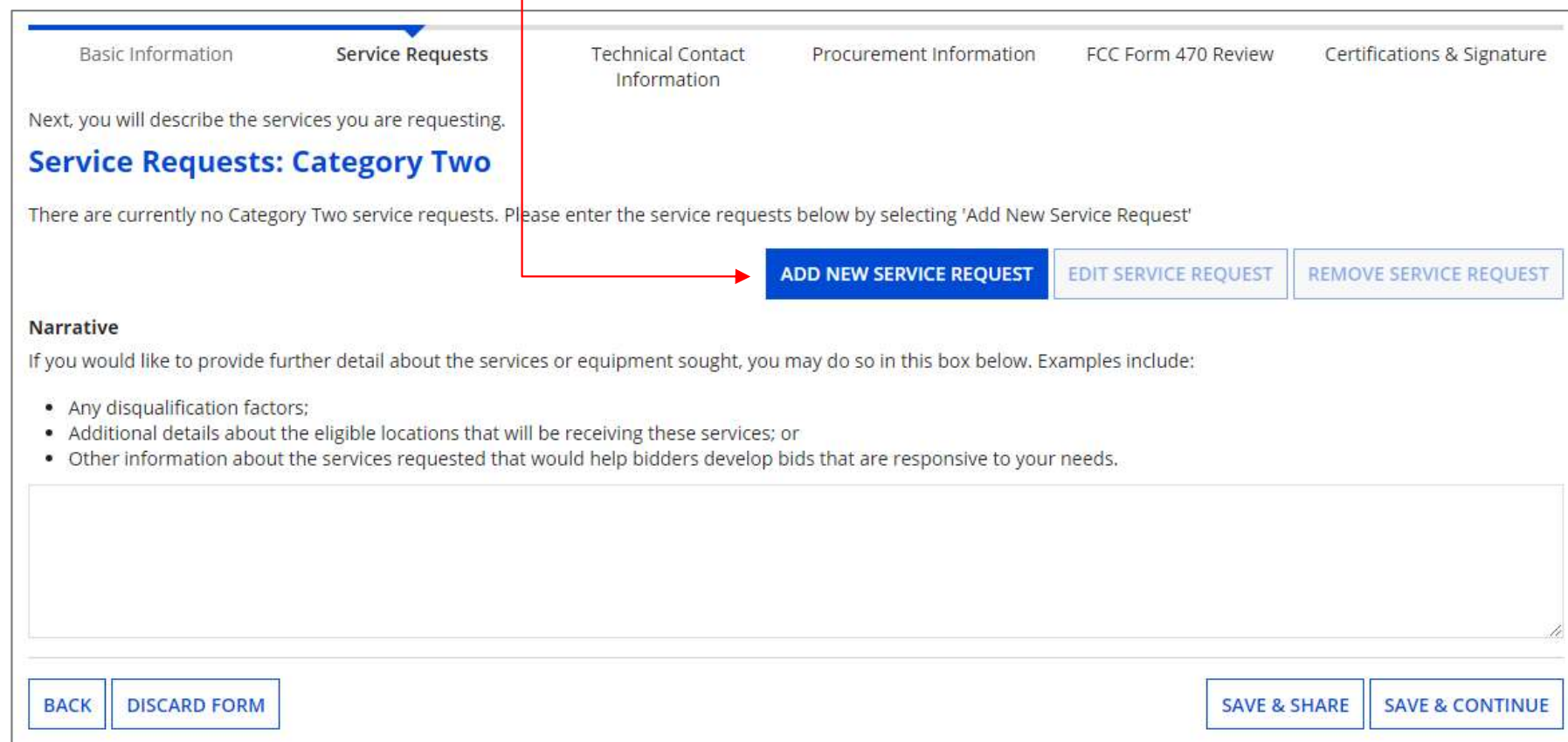
Note: *If you indicated that you would include both Category One and Category Two service requests on this form, you must add at least one request for each category*

Category Two Service Requests

*If you will not be entering Category Two Service
Requests on this form, skip to page 76 in this guide*

[Category 2 Service Requests]

① Click on the “ADD NEW SERVICE REQUEST” button to add a new Category Two service request



The screenshot shows the 'Service Requests' tab of the FCC Form 470 interface. The page title is 'Service Requests: Category Two'. Below the title, it states: 'There are currently no Category Two service requests. Please enter the service requests below by selecting 'Add New Service Request''. A red arrow points from the instruction text above to the 'ADD NEW SERVICE REQUEST' button. Below this, there is a 'Narrative' section with a text area for providing details about the services or equipment sought. At the bottom, there are buttons for 'BACK', 'DISCARD FORM', 'SAVE & SHARE', and 'SAVE & CONTINUE'.

Basic Information **Service Requests** Technical Contact Information Procurement Information FCC Form 470 Review Certifications & Signature

Next, you will describe the services you are requesting.

Service Requests: Category Two

There are currently no Category Two service requests. Please enter the service requests below by selecting 'Add New Service Request'

ADD NEW SERVICE REQUEST EDIT SERVICE REQUEST REMOVE SERVICE REQUEST

Narrative

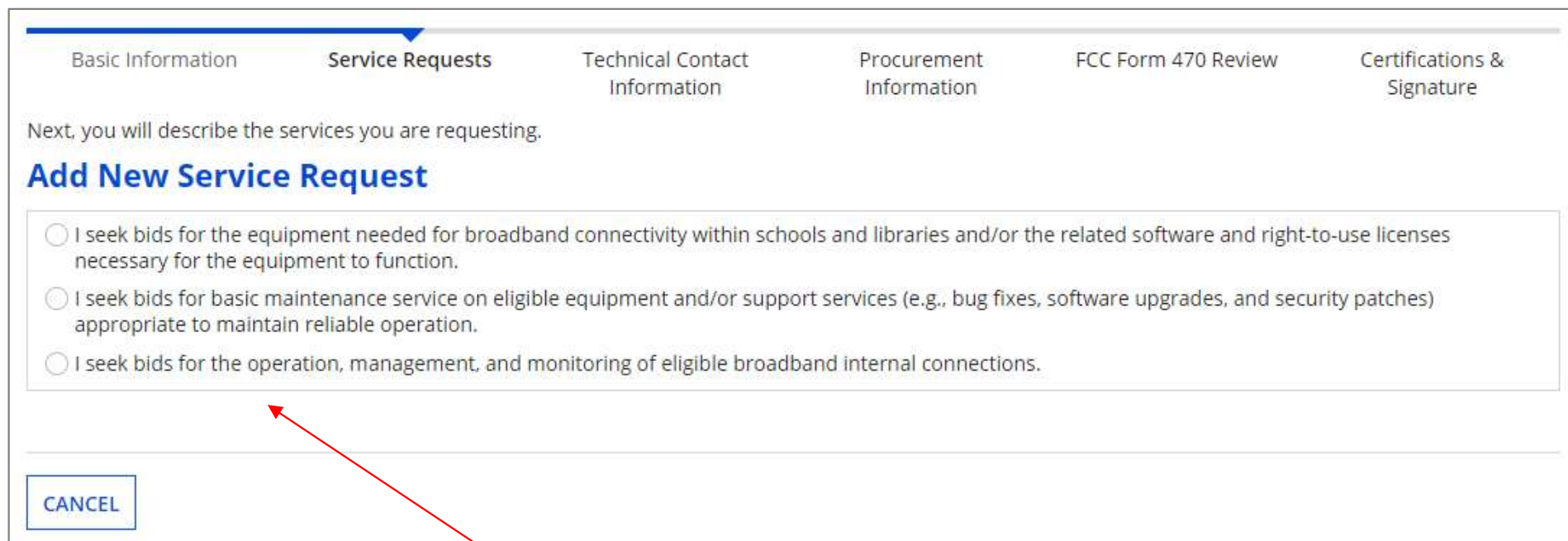
If you would like to provide further detail about the services or equipment sought, you may do so in this box below. Examples include:

- Any disqualification factors;
- Additional details about the eligible locations that will be receiving these services; or
- Other information about the services requested that would help bidders develop bids that are responsive to your needs.

BACK DISCARD FORM SAVE & SHARE SAVE & CONTINUE

[Category 2 Service Requests]

After choosing “Add New Service Request” under the “Category Two” section, the “Add New Service Request” page displays



Basic Information **Service Requests** Technical Contact Information Procurement Information FCC Form 470 Review Certifications & Signature

Next, you will describe the services you are requesting.

Add New Service Request

- ☐ I seek bids for the equipment needed for broadband connectivity within schools and libraries and/or the related software and right-to-use licenses necessary for the equipment to function.
- ☐ I seek bids for basic maintenance service on eligible equipment and/or support services (e.g., bug fixes, software upgrades, and security patches) appropriate to maintain reliable operation.
- ☐ I seek bids for the operation, management, and monitoring of eligible broadband internal connections.

CANCEL

② Select the option that applies for the products and/or services for which you are seeking bids

[Category 2 Service Requests]

As you click on a particular option to select it, a cascading table row will appear with a list of sub options or fields to complete

The number of sub lists varies depending upon your selections

There are still options remaining to be selected as long as the only button appearing at the bottom of the screen is the “CANCEL” button

Basic Information

Service Requests

Technical Contact Information

Procurement Information

FCC Form 470 Review

Certifications & Signature

Next, you will describe the services you are requesting.

Add New Service Request

I seek bids for the equipment needed for broadband connectivity within schools and libraries and/or the related software and right-to-use licenses necessary for the equipment to function.

Service Type

Internal Connections

Function *

Please select a value


CANCEL

[Category 2 Service Requests]

Basic Information **Service Requests** Technical Contact Information Procurement Information FCC Form 470 Review Certifications & Signature

Next, you will describe the services you are requesting.

Add New Service Request

 I seek bids for the equipment needed for broadband connectivity within schools and libraries and/or the related software and right-to-use licenses necessary for the equipment to function.

Service Type
Internal Connections

Function *

Please select a value

- Please select a value
- Antennas, Connectors, and Related Components
- Cabling
- Caching and Necessary Software and Licenses
- Firewall Service, Components, and Necessary Software and Licenses
- Racks
- Routers and Necessary Software and Licenses
- Switches and Necessary Software and Licenses
- Uninterruptable Power Supply/Battery Backup and Necessary Software and Licenses
- Wireless Access Points and Necessary Software and Licenses

③ Use the “Function” drop-down menu to select a function for the service

Note: related software and right-to-use licenses are included with the internal connections that might require those services

[Category 2 Service Requests]

- ④ Enter and select the appropriate details to describe what you are seeking. This screen will vary depending on the options selected.

Basic Information **Service Requests** Technical Contact Information Procurement Information FCC Form 470 Review Certifications & Signature

Next, you will describe the services you are requesting.

Add New Service Request

I seek bids for the equipment needed for broadband connectivity within schools and libraries and/or the related software and right-to-use licenses necessary for the equipment to function.

Service Type
Internal Connections

Function *
Switches and Necessary Software and Licenses

Quantity *

Unit
Each

☐ Please select this option if you would like to create an accompanying Category Two BMIC request for this IC request.

Manufacturer
No Preference

Are you also seeking Installation, Activation and Initial Configuration for this service? *
☐ Yes
☐ No

Please select the RFP(s) that apply to this service request.
☐ Category 1 RFP

If you have an RFP for this service, select the RFP document that supports this request. Note that if you indicated that an RFP applied to all Category Two services, that document will automatically be associated with this request.

[Category 2 Service Requests]

Basic Information

Service Requests

Technical Contact Information


Procurement Information

FCC Form 470 Review

Certifications & Signature

Next, you will describe the services you are requesting.

Add New Service Request

 I seek bids for the equipment needed for broadband connectivity within schools and libraries and/or the related software and right-to-use licenses necessary for the equipment to function.

Service Type
Internal Connections

Function *
Switches and Necessary Software and Licenses

Quantity *

Unit
Each

☐ Please select this option if you would like to create an accompanying Category Two BMIC request for this IC request.

Manufacturer
No Preference

Are you also seeking Installation, Activation and Initial Configuration for this service? *
☐ Yes
☐ No

Please select the RFP(s) that apply to this service request.
☐ Category 1 RFP

CANCEL

SAVE & CREATE ANOTHER REQUEST

SAVE REQUEST

If you also want basic maintenance for this component, check the checkbox

- Checking the box automatically opens up a service request for basic maintenance on the requested internal connections
- Complete the fields that display to add the BMIC request

[Category 2 Service Requests]

Basic Information

Service Requests

Technical Contact Information

Procurement Information

FCC Form 470 Review

Certifications & Signature

Next, you will describe the services you are requesting.

Add New Service Request

I seek bids for the equipment needed for broadband connectivity within schools and libraries and/or the related software and right-to-use licenses necessary for the equipment to function.

Service Type
Internal Connections

Function *
Switches and Necessary Software and Licenses

Quantity *
3

Unit
Each

☐ Please select this option if you would like to create an accompanying Category Two BMIC request for this IC request.

Manufacturer
No Preference

Are you also seeking Installation, Activation and Initial Configuration for this service? *
☒ Yes
☐ No

Please select the RFP(s) that apply to this service request.
☐ Category 1 RFP

CANCEL

SAVE & CREATE ANOTHER REQUEST

SAVE REQUEST

⑤ When all fields are complete, click the “SAVE REQUEST” button to save the request and display the service type table or the “SAVE & CREATE ANOTHER REQUEST” button to save the request and begin another service request with all of the same options you just selected

[Category 2 Service Requests]

Basic Information

Service Requests

Technical Contact Information

Procurement Information

FCC Form 470 Review

Certifications & Signature

Next, you will describe the services you are requesting.

Service Requests: Category Two

Please enter the service requests below by selecting 'Add New Service Request'

| <input type="checkbox"/> | Service Type | Function | Manufacturer | Manufacturer Other Description | Entities | Quantity | Unit | Installation and Initial Configuration? | Associated RFPs |
|--------------------------|----------------------|--|---------------|--------------------------------|----------|----------|------|---|-----------------|
| <input type="checkbox"/> | Internal Connections | Switches and Necessary Software and Licenses | No Preference | | | 3 | Each | Yes | |

ADD NEW SERVICE REQUEST

EDIT SERVICE REQUEST

REMOVE SERVICE REQUEST

⑥ Click the “ADD NEW SERVICE REQUEST” button again to enter an additional service request, repeating as necessary until all Category Two service requests have been entered

[Category 2 Service Requests]

Basic Information

Service Requests

Technical Contact Information

Procurement Information

FCC Form 470 Review

Certifications & Signature

Next, you will describe the services you are requesting.

Service Requests: Category Two

Please enter the service requests below by selecting 'Add New Service Request'

| <input checked="" type="checkbox"/> | Service Type | Function | Manufacturer | Manufacturer Other Description | Entities | Quantity | Unit | Installation and Initial Configuration? | Associated RFPs |
|-------------------------------------|----------------------|--|---------------|--------------------------------|----------|----------|------|---|-----------------|
| <input checked="" type="checkbox"/> | Internal Connections | Switches and Necessary Software and Licenses | No Preference | | | 3 | Each | Yes | |

ADD NEW SERVICE REQUEST

EDIT SERVICE REQUEST

REMOVE SERVICE REQUEST

To edit a service request, select the check box for that item and then click the “EDIT SERVICE REQUEST” button

[Category 2 Service Requests]

Basic Information

Service Requests

Technical Contact Information

Procurement Information

FCC Form 470 Review

Certifications & Signature

Next, you will describe the services you are requesting.

Service Requests: Category Two

Please enter the service requests below by selecting 'Add New Service Request'

| <input checked="" type="checkbox"/> | Service Type | Function | Manufacturer | Manufacturer Other Description | Entities | Quantity | Unit | Installation and Initial Configuration? | Associated RFPs |
|-------------------------------------|----------------------|--|---------------|--------------------------------|----------|----------|------|---|-----------------|
| <input checked="" type="checkbox"/> | Internal Connections | Switches and Necessary Software and Licenses | No Preference | | | 3 | Each | Yes | |

ADD NEW SERVICE REQUEST

EDIT SERVICE REQUEST

REMOVE SERVICE REQUEST

To delete a service request, select the check box for that item and then click the "REMOVE SERVICE REQUEST" button

[Category 2 Service Requests]

⑦ In the “Narrative” field, include a clear, textual description of the services you are seeking. Enter any further information to support the request that is not already specified using the service request fields, such as additional capacities being sought, additional descriptions of services, or disqualification factors.

Basic Information

Service Requests

Technical Contact Information

Procurement Information

FCC Form 470 Review

Certifications & Signature

Next, you will describe the services you are requesting.

Service Requests: Category Two

Please enter the service requests below by selecting 'Add New Service Request'

| <input type="checkbox"/> | Service Type | Function | Manufacturer | Manufacturer Other Description | Entities | Quantity | Unit | Installation and Initial Configuration? | Associated RFPs |
|--------------------------|----------------------|--|---------------|--------------------------------|----------|----------|------|---|-----------------|
| <input type="checkbox"/> | Internal Connections | Switches and Necessary Software and Licenses | No Preference | | | 3 | Each | Yes | |

ADD NEW SERVICE REQUEST

EDIT SERVICE REQUEST

REMOVE SERVICE REQUEST

Narrative

If you would like to provide further detail about the services or equipment sought, you may do so in this box below. Examples include:

- Any disqualification factors;
- Additional details about the eligible locations that will be receiving these services; or
- Other information about the services requested that would help bidders develop bids that are responsive to your needs.

BACK

DISCARD FORM

SAVE & SHARE

SAVE & CONTINUE

Words of Advice: *I recommend that you indicate either here in the narrative or in your RFP a specific deadline for vendors to submit proposals.*

- If your Form 470 or RFP does not state a deadline, you must consider all bids received up until the date that you conduct your bid evaluation. USAC is no longer considering the 28th day after the Form 470 is posted as the default deadline to submit bids. If there is a gap between day 28 and when you conduct the evaluation, you will have to consider any bids that you receive during that period.*
- The deadline of course must be at least 28 days after the Form 470 is posted.*

Example: *“Proposals must be received by 9:00 AM EST on [insert date here]. We reserve the right to reject late-submitted proposals.”*

[Category 2 Service Requests]

⑧ When you have entered all of the information for the requested Category Two services, click on the “SAVE & CONTINUE” button to proceed



A screenshot of the bottom section of a web form. It contains four buttons arranged in two groups. The left group has 'BACK' and 'DISCARD FORM'. The right group has 'SAVE & SHARE' and 'SAVE & CONTINUE'. A red arrow points from the text above to the 'SAVE & CONTINUE' button.

| | | | |
|------|--------------|--------------|-----------------|
| BACK | DISCARD FORM | SAVE & SHARE | SAVE & CONTINUE |
|------|--------------|--------------|-----------------|

Note: *If you indicated that you would include both Category One and Category Two service requests on this form, you must add at least one request to both sections*

Form 470 Section Three: Technical Contact Information

Next, you will indicate contact information for a person who can provide additional information about the application.

① Indicate if there is a technical contact person who can provide additional information for this form

Basic Information Service Requests **Technical Contact Information** Procurement Information FCC Form 470 Review Certifications & Signature

Next, please name the person on your staff or project who can provide additional technical details or answer specific questions from service providers about the services you are seeking.

Technical Contact Person

Is there a person who can provide additional technical details or answer specific questions from service providers about the services you are seeking? *

B Choose “NO” if there is no contact person
then skip to page 81 in this guide

A Choose “YES” if there is a technical contact
then go to the next page in this guide

Basic Information

Service Requests

Technical Contact Information

Procurement Information

FCC Form 470 Review

Certifications & Signature

Next, please name the person on your staff or project who can provide additional technical details or answer specific questions from service providers about the services you are seeking.

Technical Contact Person

Is there a person who can provide additional technical details or answer specific questions from service providers about the services you are seeking?

YES ✓

NO

How would you like to enter the technical contact details? *

SEARCH EPC SYSTEM

ENTER DETAILS MANUALLY

BACK

DISCARD FORM

SAVE & SHARE

SAVE & CONTINUE

A ① Search the EPC system for the contact person or enter their contact information manually

Searching the EPC system will allow you to locate matching results for EPC users associated with your organization:

Basic Information

Service Requests

Technical Contact Information

Procurement Information

FCC Form 470 Review

Certifications & Signature

Next, please name the person on your staff or project who can provide additional technical details or answer specific questions from service providers about the services you are seeking.

Technical Contact Person

Is there a person who can provide additional technical details or answer specific questions from service providers about the services you are seeking?

YES ✓

NO


How would you like to enter the technical contact details?

SEARCH EPC SYSTEM ✓

ENTER DETAILS MANUALLY

Please search for the technical contact person by first and last name or email. *

S

 School District 6 User 1
school.district6.user1@mailinator.com

BACK

DISCARD FORM

SAVE & SHARE

SAVE & CONTINUE

Manually entering data allows you to specify someone not in the EPC system:

Basic Information

Service Requests

Technical Contact Information

Procurement Information

FCC Form 470 Review

Certifications & Signature

Next, please name the person on your staff or project who can provide additional technical details or answer specific questions from service providers about the services you are seeking.

Technical Contact Person

Is there a person who can provide additional technical details or answer specific questions from service providers about the services you are seeking?

YES ✓

NO

How would you like to enter the technical contact details?

SEARCH EPC SYSTEM

ENTER DETAILS MANUALLY ✓

Note: Entering the details for a contact person manually does not create an account for them in the EPC portal, but their information will be displayed for service providers on the Form 470

First Name *

Last Name *

Title

Phone Number *

Phone Number Extension

Email *

Re-enter Email *

BACK

DISCARD FORM

SAVE & SHARE

SAVE & CONTINUE

② Click on the “SAVE & CONTINUE” button to proceed

| | | | |
|------|--------------|--------------|-----------------|
| BACK | DISCARD FORM | SAVE & SHARE | SAVE & CONTINUE |
|------|--------------|--------------|-----------------|

Form 470 Section Four: Procurement Information

*Next, you will indicate if there are any
state or local procurement requirements.*

① Indicate if there are state or local procurement requirements that apply to the services being procured

The screenshot shows the 'Procurement Information' step of the FCC Form 470 process. The navigation bar at the top includes: Basic Information, Service Requests, Technical Contact Information, Procurement Information (active), FCC Form 470 Review, and Certifications & Signature. Below the navigation bar, a message states: 'Next, you will enter all information regarding state and local procurement rules.' The main heading is 'State or Local Procurement Requirements'. The question is: 'Are there state or local procurement/competitive bidding requirements that apply to the procurement of services sought? *'. There are two buttons: 'YES' and 'NO'. A red arrow points from the 'NO' button to a red box containing the letter 'B'. Another red arrow points from the 'YES' button to a red box containing the letter 'A'. At the bottom left are 'BACK' and 'DISCARD FORM' buttons. At the bottom right are 'SAVE & SHARE' and 'REVIEW FCC FORM 470' buttons. A teal instruction 'then skip to page 85' is positioned between the 'DISCARD FORM' and 'SAVE & SHARE' buttons.

Basic Information Service Requests Technical Contact Information **Procurement Information** FCC Form 470 Review Certifications & Signature

Next, you will enter all information regarding state and local procurement rules.

State or Local Procurement Requirements

Are there state or local procurement/competitive bidding requirements that apply to the procurement of services sought? *

B Choose "NO" if there are no restrictions
(most common)

then skip to page 85

A Choose "YES" if you are subject to any such restrictions
then go to the next page in this guide

Basic Information

Service Requests

Technical Contact Information

Procurement Information

FCC Form 470 Review

Certifications & Signature

Next, you will enter all information regarding state and local procurement rules.

State or Local Procurement Requirements

Are there state or local procurement/competitive bidding requirements that apply to the procurement of services sought?

YES ✓

NO

If applicable, provide a description of state or local procurement rules and/or restrictions on how or when service providers may contact you or on other bidding procedures.

A

① Provide a description of the restrictions or procedures

BACK

DISCARD FORM

SAVE & SHARE

REVIEW FCC FORM 470

Words of Caution: Applicants must always comply with any applicable state or local requirements when participating in the competitive bidding process used in the E-Rate program

Reviewing the Form

Before certifying the form you will have the opportunity to review it in its entirety.

Reviewing the Form

① Click on the “REVIEW FCC FORM 470” button to review the form you have created

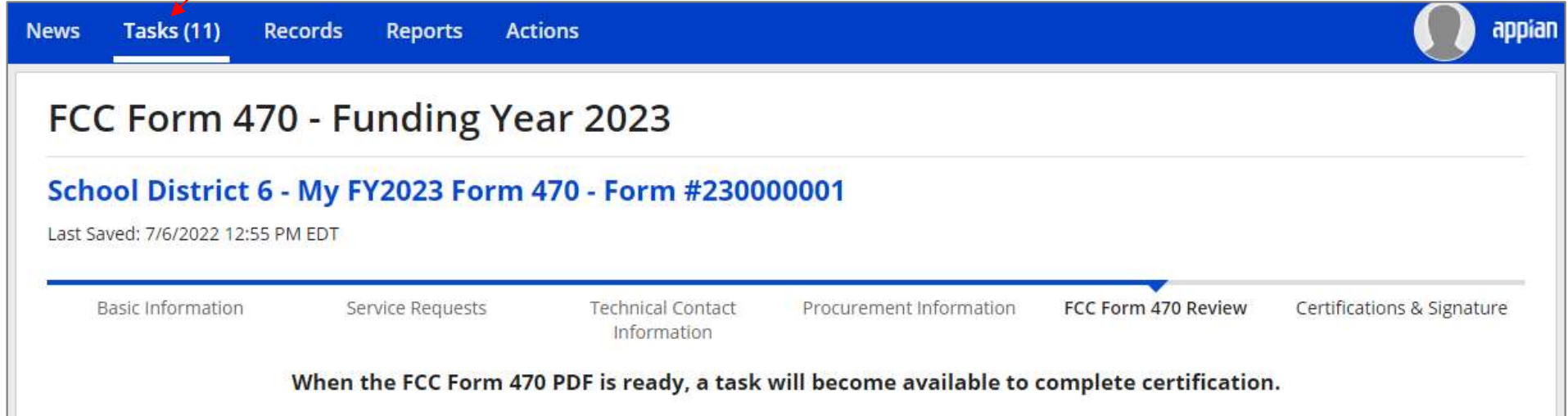


BACK DISCARD FORM SAVE & SHARE REVIEW FCC FORM 470

Reviewing the Form

A message will display indicating that a task will be created when your PDF is ready

② After a few moments or after the number of tasks listed in parentheses changes, click on the “Tasks” link in the blue bar to proceed



The screenshot shows the Appian user interface. At the top is a blue navigation bar with links for News, Tasks (11), Records, Reports, and Actions. The 'Tasks (11)' link is highlighted with a red arrow. In the top right corner of the bar is a user profile icon and the 'appian' logo. Below the navigation bar, the main content area displays 'FCC Form 470 - Funding Year 2023' in large black text, followed by 'School District 6 - My FY2023 Form 470 - Form #230000001' in blue text. Below this, it says 'Last Saved: 7/6/2022 12:55 PM EDT'. A horizontal progress bar is shown with six steps: Basic Information, Service Requests, Technical Contact Information, Procurement Information, FCC Form 470 Review (which is the current step, indicated by a blue arrow), and Certifications & Signature. At the bottom of the main content area, a message states: 'When the FCC Form 470 PDF is ready, a task will become available to complete certification.'

Reviewing the Form



③ Click on the link for the task to certify the form

Reviewing the Form

④ Click on the link to download a PDF version of your completed form

FCC Form 470 - Funding Year 2023

School District 6 - My FY2023 Form 470 - Form #230000001

Last Saved: 7/6/2022 12:55 PM EDT

Basic Information

Service Requests

Technical Contact Information

Procurement Information

FCC Form 470 Review

Certifications & Signature

Please download and carefully review this FCC Form 470 before certifying.

Download Document Link

[USAC_FCC_FORM_470_APPLICATION_230000001_DRAFT](#)

☐ By checking this box, I certify that the information in the PDF document above is correct.


BACK

SEND FOR CERTIFICATION

CONTINUE TO CERTIFICATION

⑤ Open the PDF to view and review the Form 470

DRAFT



**Universal Service
Administrative Co.**

FCC Form 470 – Funding Year 2023

Form 470 Application Number: 230000001
My FY2023 Form 470

Billed Entity
School District 6
100 Main Street
Springfield, ME 04487
Penobscot
555-555-7878
school.district6.user1@mailinator.com

Billed Entity Number: 116
FCC Registration Number: 1234564560

Application Type
Applicant Type: School District
Recipients of Services: Public School; Public School District;
Tribal School

Contact Information
School District 6 User 1
school.district6.user1@mailinator.com
555-555-5555

Number of Eligible Entities: 3

Consulting Firms

| Name | Consultant Registration Number | Phone Number | Email |
|------------------------|-----------------------------------|-----------------|-------|
| USAC Consulting Firm 1 | 15010001 | 111-111-1111 | |

Consultants

| Name | Phone Number | Email |
|------|--------------|-------|
| | | |

RFPs

| Id | Name |
|--------|----------------|
| 352004 | Category 1 RFP |

Category One Service Requests

| Service Type | Function | Function Other Description | Minimum Capacity | Maximum Capacity | Entities | Quantity | Unit | Installation and Initial Configuration? | Associated RFPs |
|---|---|-------------------------------|---------------------|---------------------|----------|----------|------|---|-----------------|
| Data Transmission and/or Internet Access | Internet Access and Data Transmission Service | | 1 Gbps | 100 Gbps | 5 | 5 | Each | No | 352004 |

Reviewing the Form

FCC Form 470 - Funding Year 2023

School District 6 - My FY2023 Form 470 - Form #230000001

Last Saved: 7/6/2022 12:55 PM EDT

Basic Information

Service Requests

Technical Contact Information

Procurement Information

FCC Form 470 Review

Certifications & Signature

Please download and carefully review this FCC Form 470 before certifying.

Download Document Link

[USAC_FCC_FORM_470_APPLICATION_230000001_DRAFT](#)

☐ By checking this box, I certify that the information in the PDF document above is correct.

BACK

SEND FOR CERTIFICATION

CONTINUE TO CERTIFICATION

⑥ If you need to make any changes to your application, click on the “BACK” button at the bottom of each page of the form until you find the area that you need to edit

Certifications and Signature

*Finally, a user in your organization will
certify and submit the form.*

Certifying the Form

Certification of the form takes place in different manners depending on the rights assigned to users for your organization and who in your organization is responsible for certifying the form.

- A** If you are a partial rights user → *go to the next page in this guide*
- B** If you are a full rights user but not the person who will certify the form → *skip to page 95*
- C** If you are a full rights user who is responsible for certifying the form → *skip to page 96*
- D** If you are a full rights user certifying a form sent to you by another user → *skip to page 100*

A If you are a **partial rights user**:

FCC Form 470 - Funding Year 2023

School District 6 - My FY2023 Form 470 - Form #230000001

Last Saved: 7/6/2022 12:55 PM EDT

Basic Information

Service Requests

Technical Contact Information

Procurement Information

FCC Form 470 Review

Certifications & Signature

Please download and carefully review this FCC Form 470 before certifying.

Download Document Link

[USAC_FCC_FORM_470_APPLICATION_230000001_DRAFT](#)

☐ By checking this box, I certify that the information in the PDF document above is correct.

BACK

SEND FOR CERTIFICATION

A ① Click on the “SEND FOR CERTIFICATION” button

A ② You will see a notice that your form will be sent to the full rights users in your organization

A ③ Click on the “YES” button to proceed

This function will send your FCC Form 470 to the full rights users in your organization for certification. Do you wish to proceed?

NO

YES

[Full Rights / Not the Certifier]

B If you are a **full rights user but not the person who will certify the form**:

FCC Form 470 - Funding Year 2023

School District 6 - My FY2023 Form 470 - Form #230000001

Last Saved: 7/6/2022 12:55 PM EDT

Basic Information Service Requests Technical Contact Information Procurement Information **FCC Form 470 Review** Certifications & Signature

Please download and carefully review this FCC Form 470 before certifying.

Download Document Link

[USAC_FCC_FORM_470_APPLICATION_230000001_DRAFT](#)

☒ By checking this box, I certify that the information in the PDF document above is correct.

BACK SEND FOR CERTIFICATION CONTINUE TO CERTIFICATION

B ① Check the check box to certify that the form is correct

B ② Click on the “SEND FOR CERTIFICATION” button

B ③ You will see a notice that your form will be sent to the full rights users in your organization

B ④ Click “YES” to send the form

This function will send your FCC Form 470 to the full rights users in your organization for certification. Do you wish to proceed?

NO YES

skip to page 107 in this guide

C If you are a **full rights user who is responsible for certifying the form:**

FCC Form 470 - Funding Year 2023

School District 6 - My FY2023 Form 470 - Form #230000001

Last Saved: 7/6/2022 12:55 PM EDT

Basic Information

Service Requests

Technical Contact Information

Procurement Information

FCC Form 470 Review

Certifications & Signature

Please download and carefully review this FCC Form 470 before certifying.

Download Document Link

[USAC_FCC_FORM_470_APPLICATION_230000001_DRAFT](#)

☒ By checking this box, I certify that the information in the PDF document above is correct.

BACK

SEND FOR CERTIFICATION


CONTINUE TO CERTIFICATION

C ① Check the check box to certify that the form is correct

C ② Click on the “CONTINUE TO CERTIFICATION” button to proceed

C ③ Click “YES” in the verification window to proceed to the certifications page

This function will send you directly to certification for your FCC Form 470. Do you wish to proceed?



Certify FCC Form 470

School District 6 - My FY2023 Form 470 - Form #230000001

Last Saved: 7/6/2022 12:55 PM EDT

Please complete the certifications below.

Applicant Certifications

☐ I certify that the applicant includes schools under the statutory definitions of elementary and secondary schools found in the No Child Left Behind Act of 2001, 20 U.S.C. §§ 7801 (18) and (38), that do not operate as for-profit businesses, and do not have endowments exceeding \$50 million.

Other Certifications

☐ I certify that this FCC Form 470 and any applicable RFP will be available for review by potential bidders for at least 28 days before considering all bids received and selecting a service provider. I certify that all bids submitted will be carefully considered and the bid selected will be for the most cost-effective service or equipment offering, with price being the primary factor, and will be the most cost-effective means of meeting educational needs and technology goals.

☐ I certify that I will retain required documents for a period of at least 10 years (or whatever retention period is required by the rules in effect at the time of this certification) after the later of the last day of the applicable funding year or the service delivery deadline for the associated funding request. I certify that I will retain all documents necessary to demonstrate compliance with the statute and Commission rules regarding the form for, receipt of, and delivery of services receiving schools and libraries discounts. I acknowledge that I may be audited pursuant to participation in the schools and libraries program.

☐ I certify that I have reviewed all applicable FCC, state, and local procurement/competitive bidding requirements and that I have complied with them. I acknowledge that persons willfully making false statements on this form may be punished by fine or forfeiture, under the Communications Act, 47 U.S.C. §§ 502, 503(b), or fine or imprisonment under Title 18 of the United States Code, 18 U.S.C. § 1001.

☐ I acknowledge that FCC rules provide that persons who have been convicted of criminal violations or held civilly liable for certain acts arising from their participation in the schools and libraries support mechanism are subject to suspension and debarment from the program.

☐ I certify that the services the applicant purchases at discounts provided by 47 U.S.C. § 254 will be used primarily for educational purposes, see 47 C.F.R. § 54.500, and will not be sold, resold or transferred in consideration for money or any other thing of value, except as permitted by the Commission's rules at 47 C.F.R. § 54.513. Additionally, I certify that the entity or entities listed on this form have not received anything of value or a promise of anything of value, other than services and equipment sought by means of this form, from the service provider, or any representative or agent thereof or any consultant in connection with this request for services.

☐ I acknowledge that support under this support mechanism is conditional upon the school(s) and/or library(ies) I represent securing access, separately or through this program, to all of the resources, including computers, training, software, internal connections, maintenance, and electrical capacity necessary to use the services purchased effectively. I recognize that some of the aforementioned resources are not eligible for support. I certify that I have considered what financial resources should be available to cover these costs. I certify that I am authorized to procure eligible services for the eligible entity(ies). I certify that I am authorized to submit this request on behalf of the eligible entity(ies) listed on this form, that I have examined this request, and to the best of my knowledge, information, and belief, all statements of fact contained herein are true.

NOTICE

In accordance with Section 54.503 of the Federal Communications Commission's ("Commission") rules, certain schools and libraries ordering services that are eligible for and seeking universal service discounts must file this Description of Services Requested and Certification Form (FCC Form 470) with the Universal Service Administrator. 47 C.F.R. § 54.503. The collection of information stems from the Commission's authority under Section 254 of the Communications Act of 1934, as amended, 47 U.S.C. § 254. The data in the report will be used to ensure that schools and libraries comply with the competitive bidding requirement contained in 47 C.F.R. § 54.503. Schools and libraries must file this form themselves or as part of a consortium.

An agency may not conduct or sponsor, and a person is not required to respond to, a collection of information unless it displays a currently valid OMB control number.

The FCC is authorized under the Communications Act of 1934, as amended, to collect the information requested in this form. We will use the information you provide to determine whether you have complied with the competitive bidding requirements applicable to requests for universal service discounts. If we believe there may be a violation or a potential violation of any applicable statute, regulation, rule or order, the information you provide in this form may be referred to the Federal, state, or local agency responsible for investigating, prosecuting, enforcing, or implementing the statute, rule, regulation or order. In certain cases, the information you provide in this form may be disclosed to the Department of Justice or a court or adjudicative body when (a) the FCC; or (b) any employee of the FCC; or (c) the United States Government is a party of a proceeding before the body or has an interest in the proceeding. In addition, information provided in or submitted with this form, or in response to subsequent inquiries, may also be subject to disclosure consistent with the Communications Act of 1934, FCC regulations, the Freedom of Information Act, 5 U.S.C. § 552, or other applicable law.

If you owe a past due debt to the federal government, the information you provide in this form may also be disclosed to the Department of the Treasury Financial Management Service, other Federal agencies and/or your employer to offset your salary, IRS tax refund or other payments to collect that debt. The FCC may also provide the information to these agencies through the matching of computer records when authorized.

If you do not provide the information we request on the form, the FCC or Universal Service Administrator may return your form without action or deny a related request for universal service discounts.

The foregoing Notice is required by the Paperwork Reduction Act of 1995, Pub. L. No. 104-13, 44 U.S.C. § 3501, et seq.

Public reporting burden for this collection of information is estimated to average 3.5 hours per response, including the time for reviewing instructions, searching existing data sources, gathering and maintaining the data needed, completing, and reviewing the collection of information. Send comments regarding this burden estimate or any other aspect of this collection of information, including suggestions for reducing the reporting burden to the Federal Communications Commission, Performance Evaluation and Records Management, Washington, DC 20554. We also will accept your comments via the email if you send them to PRA@FCC.gov. DO NOT SEND COMPLETED WORKSHEETS TO THESE ADDRESSES.

BACK

CERTIFY

C ④ You will see the
“Certifications” page

C ⑤ Read the
certification text
carefully

C ⑥ Check each
check box to
confirm compliance

C ⑦ Click the
“CERTIFY” button to
certify the form ---
this is the equivalent
to providing your
electronic signature

- C ⑧ Read the message regarding the certification and click “YES” if you agree

False statements on this form may result in civil liability and/or criminal prosecution. To electronically sign and certify this form, click "Yes" below. To affirm that you (1) understand the statements above and (2) represent the entity featured, and have the authority to make the certifications, on this form, click "Yes" below.

- C ⑨ Once you click “YES” in the confirmation message, the form will be certified and will be made available for potential bidders. This action will start the 28-day waiting period.

The certified form will appear on the landing page in the “FCC Forms and Post-Commitment Requests section”

▼ **FCC Forms and Post-Commitment Requests**

☒ FCC Forms ☐ Post-Commitment Requests

Status ☒ All ☐ Incomplete ☐ Certified

Form Type

Funding Year

| Nickname | Application Number | Funding Year | Status |
|--------------------|--------------------|--------------|-----------|
| My FY2023 Form 470 | 230000001 | 2023 | Certified |

[Full Rights / Certifying a Form Sent By Another]

D If you are a **full rights user who is certifying a form sent to you** by another user:

- D** ① Once a user has sent you a Form 470 to certify, you will receive a task in your task list
- D** ② Go to your “Tasks” page by clicking on the “Tasks” link in the navigation bar
- D** ③ Then click on the task for the Form 470 that is ready for certification



[Full Rights / Certifying a Form Sent By Another]

D ③ To review the application, click on the link for the form to download it

FCC Form 470 - Funding Year 2023

School District 6 - My FY2023 Form 470 - Form #230000001

Last Saved: 7/6/2022 12:55 PM EDT

Please download and carefully review this Form 470 before certifying.

Download Document Link

[USAC_FCC_FORM_470_APPLICATION_230000001_DRAFT](#)

☐ By checking this box, I certify that the information in the PDF document above is correct.

EDITCONTINUE

[Full Rights / Certifying a Form Sent By Another]

D ④ Open the PDF to view and review the Form 470

DRAFT



**Universal Service
Administrative Co.**

FCC Form 470 – Funding Year 2023
Form 470 Application Number: 230000001
My FY2023 Form 470

Billed Entity
School District 6
100 Main Street
Springfield, ME 04487
Penobscot
555-555-7878
school.district6.user1@mailinator.com

Billed Entity Number: 116
FCC Registration Number: 1234564560

Application Type
Applicant Type: School District
Recipients of Services: Public School; Public School District;
Tribal School

Contact Information
School District 6 User 1
school.district6.user1@mailinator.com
555-555-5555

Number of Eligible Entities: 3

Consulting Firms

| Name | Consultant Registration Number | Phone Number | Email |
|------------------------|-----------------------------------|-----------------|-------|
| USAC Consulting Firm 1 | 15010001 | 111-111-1111 | |

Consultants

| Name | Phone Number | Email |
|------|--------------|-------|
| | | |

RFPs

| Id | Name |
|--------|----------------|
| 352004 | Category 1 RFP |

Category One Service Requests

| Service Type | Function | Function Other Description | Minimum Capacity | Maximum Capacity | Entities | Quantity | Unit | Installation and Initial Configuration? | Associated RFPs |
|---|---|-------------------------------|---------------------|---------------------|----------|----------|------|---|-----------------|
| Data Transmission and/or Internet Access | Internet Access and Data Transmission Service | | 1 Gbps | 100 Gbps | 5 | 5 | Each | No | 352004 |

[Full Rights / Certifying a Form Sent By Another]

FCC Form 470 - Funding Year 2023

School District 6 - My FY2023 Form 470 - Form #230000001

Last Saved: 7/6/2022 12:55 PM EDT

Please download and carefully review this Form 470 before certifying.

Download Document Link

[USAC_FCC_FORM_470_APPLICATION_230000001_DRAFT](#)

☐ By checking this box, I certify that the information in the PDF document above is correct.

EDITCONTINUE

- D** ⑤ Select the “EDIT” button to make any needed changes to the form. The form will open at the “Basic Information” page. Continue through the form steps to make any necessary changes.

[Full Rights / Certifying a Form Sent By Another]

FCC Form 470 - Funding Year 2023

School District 6 - My FY2023 Form 470 - Form #230000001

Last Saved: 7/6/2022 12:55 PM EDT

Please download and carefully review this Form 470 before certifying.

Download Document Link

[USAC_FCC_FORM_470_APPLICATION_230000001_DRAFT](#)

☒ By checking this box, I certify that the information in the PDF document above is correct.

[EDIT](#)[CONTINUE](#)

D ⑥ If the form is acceptable, check the check box to certify that the form is correct

D ⑦ Choose the “CONTINUE” button to certify the form

[Full Rights / Certifying a Form Sent By Another]

D ⑧ You will see the
“Certifications” page

D ⑨ Read the
certification text
carefully

D ⑩ Check each
check box to
confirm compliance

D ⑪ Click the
“CERTIFY” button to
certify the form ---
this is the equivalent
to providing your
electronic signature

Certify FCC Form 470

School District 6 - My FY2023 Form 470 - Form #230000001

Last Saved: 7/6/2022 12:55 PM EDT

Please complete the certifications below.

Applicant Certifications

☐ I certify that the applicant includes schools under the statutory definitions of elementary and secondary schools found in the No Child Left Behind Act of 2001, 20 U.S.C. §§ 7801 (18) and (38), that do not operate as for-profit businesses, and do not have endowments exceeding \$50 million.

Other Certifications

☐ I certify that this FCC Form 470 and any applicable RFP will be available for review by potential bidders for at least 28 days before considering all bids received and selecting a service provider. I certify that all bids submitted will be carefully considered and the bid selected will be for the most cost-effective service or equipment offering, with price being the primary factor, and will be the most cost-effective means of meeting educational needs and technology goals.

☐ I certify that I will retain required documents for a period of at least 10 years (or whatever retention period is required by the rules in effect at the time of this certification) after the later of the last day of the applicable funding year or the service delivery deadline for the associated funding request. I certify that I will retain all documents necessary to demonstrate compliance with the statute and Commission rules regarding the form for, receipt of, and delivery of services receiving schools and libraries discounts. I acknowledge that I may be audited pursuant to participation in the schools and libraries program.

☐ I certify that I have reviewed all applicable FCC, state, and local procurement/competitive bidding requirements and that I have complied with them. I acknowledge that persons willfully making false statements on this form may be punished by fine or forfeiture, under the Communications Act, 47 U.S.C. §§ 502, 503(b), or fine or imprisonment under Title 18 of the United States Code, 18 U.S.C. § 1001.

☐ I acknowledge that FCC rules provide that persons who have been convicted of criminal violations or held civilly liable for certain acts arising from their participation in the schools and libraries support mechanism are subject to suspension and debarment from the program.

☐ I certify that the services the applicant purchases at discounts provided by 47 U.S.C. § 254 will be used primarily for educational purposes, see 47 C.F.R. § 54.500, and will not be sold, resold or transferred in consideration for money or any other thing of value, except as permitted by the Commission's rules at 47 C.F.R. § 54.513. Additionally, I certify that the entity or entities listed on this form have not received anything of value or a promise of anything of value, other than services and equipment sought by means of this form, from the service provider, or any representative or agent thereof or any consultant in connection with this request for services.

☐ I acknowledge that support under this support mechanism is conditional upon the school(s) and/or library(ies) I represent securing access, separately or through this program, to all of the resources, including computers, training, software, internal connections, maintenance, and electrical capacity necessary to use the services purchased effectively. I recognize that some of the aforementioned resources are not eligible for support. I certify that I have considered what financial resources should be available to cover these costs. I certify that I am authorized to procure eligible services for the eligible entity(ies). I certify that I am authorized to submit this request on behalf of the eligible entity(ies) listed on this form, that I have examined this request, and to the best of my knowledge, information, and belief, all statements of fact contained herein are true.

NOTICE

In accordance with Section 54.503 of the Federal Communications Commission's ("Commission") rules, certain schools and libraries ordering services that are eligible for and seeking universal service discounts must file this Description of Services Requested and Certification Form (FCC Form 470) with the Universal Service Administrator. 47 C.F.R. § 54.503. The collection of information stems from the Commission's authority under Section 254 of the Communications Act of 1934, as amended, 47 U.S.C. § 254. The data in the report will be used to ensure that schools and libraries comply with the competitive bidding requirement contained in 47 C.F.R. § 54.503. Schools and libraries must file this form themselves or as part of a consortium.

An agency may not conduct or sponsor, and a person is not required to respond to, a collection of information unless it displays a currently valid OMB control number.

The FCC is authorized under the Communications Act of 1934, as amended, to collect the information requested in this form. We will use the information you provide to determine whether you have complied with the competitive bidding requirements applicable to requests for universal service discounts. If we believe there may be a violation or a potential violation of any applicable statute, regulation, rule or order, the information you provide in this form may be referred to the Federal, state, or local agency responsible for investigating, prosecuting, enforcing, or implementing the statute, rule, regulation or order. In certain cases, the information you provide in this form may be disclosed to the Department of Justice or a court or adjudicative body when (a) the FCC; or (b) any employee of the FCC; or (c) the United States Government is a party of a proceeding before the body or has an interest in the proceeding. In addition, information provided in or submitted with this form, or in response to subsequent inquiries, may also be subject to disclosure consistent with the Communications Act of 1934, FCC regulations, the Freedom of Information Act, 5 U.S.C. § 552, or other applicable law.

If you owe a past due debt to the federal government, the information you provide in this form may also be disclosed to the Department of the Treasury Financial Management Service, other Federal agencies and/or your employer to offset your salary, IRS tax refund or other payments to collect that debt. The FCC may also provide the information to these agencies through the matching of computer records when authorized.

If you do not provide the information we request on the form, the FCC or Universal Service Administrator may return your form without action or deny a related request for universal service discounts.

The foregoing Notice is required by the Paperwork Reduction Act of 1995, Pub. L. No. 104-13, 44 U.S.C. § 3501, et seq.

Public reporting burden for this collection of information is estimated to average 3.5 hours per response, including the time for reviewing instructions, searching existing data sources, gathering and maintaining the data needed, completing, and reviewing the collection of information. Send comments regarding this burden estimate or any other aspect of this collection of information, including suggestions for reducing the reporting burden to the Federal Communications Commission, Performance Evaluation and Records Management, Washington, DC 20554. We also will accept your comments via the email if you send them to PRA@FCC.gov. DO NOT SEND COMPLETED WORKSHEETS TO THESE ADDRESSES.

BACK

CERTIFY

[Full Rights / Certifying a Form Sent By Another]

- D 12 Read the message regarding the certification and click “YES” if you agree

False statements on this form may result in civil liability and/or criminal prosecution. To electronically sign and certify this form, click "Yes" below. To affirm that you (1) understand the statements above and (2) represent the entity featured, and have the authority to make the certifications, on this form, click "Yes" below.

- D 13 Once you click “YES” in the confirmation message, the form will be certified and will be made available for potential bidders. This action will start the 28-day waiting period.

The certified form will appear on the landing page in the “FCC Forms and Post-Commitment Requests section”

▼ **FCC Forms and Post-Commitment Requests**

☒ FCC Forms ☐ Post-Commitment Requests

Status ☒ All ☐ Incomplete ☐ Certified

Form Type

Funding Year

| Nickname | Application Number | Funding Year | Status |
|--------------------|--------------------|--------------|-----------|
| My FY2023 Form 470 | 230000001 | 2023 | Certified |

The Competitive Bidding Process

What happens after I certify the form?

The FCC Form 470 will be made available through the EPC Portal for competitive bidding once it has been certified.

Once the form is received by USAC, a notification appears in the newsfeed for all members of your organization. This message confirms that the form has been received and provides the Allowable Vendor Selection / Contract Date for your form.

What happens during the competitive bidding process?

1. You start receiving bids from service providers
2. You **wait at least 28 days** after the date the FCC Form 470 was posted and the date the RFP was issued (if applicable), whichever is later
 - during this 28 day period you must ensure an open and fair bidding process
 - the 28 days for RFPs is independent of the 28 days for the Form 470 posting ... make sure you count your days correctly and let 28 days elapse on both before making a decision

During the 28 days:

- Make no bid evaluations
- Select no vendors
- Sign no contracts

What if I change my RFP?

USAC takes an extremely punitive approach to any changes to either the Form 470 or RFP --- if you change ANYTHING on either the form or the RFP (no matter how insignificant it may seem) or answer vendor questions in a Q&A, it is safest to restart your 28 day competitive bidding clock.

Reasons to restart the 28 day clock:

- Added or modified equipment or services
- Modified entity list
- Modified project scope

Otherwise, USAC may determine that you violated competitive bidding rules and deny your Form 471 application.

How do I ensure an open and fair bidding process?

- Treat all bidders the same
- Give equal and consistent information to all bidders
- Do not give insider information or advance knowledge to bidders
- Accept no gifts from bidders
- Avoid the appearance of a conflict of interest with a bidder
- Service providers are not allowed to assist with the process
- Keep all bids received (not just the winning bid)
- Respond to all bidders
- Keep copies of all correspondence with bidders
- Fulfill any local procurement obligations, including posting in a newspaper or releasing an RFP, if required

What if a provider contacts me?

- Service providers will contact you if they need more information.
- Whatever you share with one vendor must be shared with all vendors.
- When contacted by a vendor, you must indicate your willingness to receive a proposal for services listed on Form 470.
- You are not required to ...
 - respond to “generic” or “spam” emails such as: “I saw your 470, please call me to discuss your needs”
 - respond to inquiries for services you did not request

Selecting a Service Provider

What can I do on day 29?

1. Evaluate the bids received
2. Choose your service provider(s)
3. Sign a contract
 - most C1 services require a signed contract before a Form 471 is filed
 - all C2 services & equipment must have a signed contract before a Form 471 is filed
 - may be for one or more years
 - may include the option of voluntary extensions
4. Submit an FCC Form 471

How do I select a service provider?

- Have a written process for evaluating bids fairly and equally.
 - Identify the criteria for selection prior to selecting your provider.
 - Disqualification factors must be yes/no responses and cannot be scored on a range.
- Complete a bid evaluation document, even if you just received one bid.
- Date the completed bid evaluation document to show you waited at least 28 days to make your vendor selection.

Words of Caution: You cannot consider “free services” in your bid evaluation, such as “I’ll give you X for free if you purchase Y.”

Sample Bid Evaluation Matrix

| Factor | Points Available | Vendor 1 | Vendor 2 | Vendor 3 |
|--|------------------|-----------|-----------|-----------|
| Price of the ELIGIBLE products and services | 30 | 15 | 30 | 25 |
| Prices for ineligible services, products and fees | 25 | 20 | 15 | 25 |
| Prior experience with vendor | 20 | 20 | 0 | 20 |
| Understanding / fulfillment of needs | 15 | 0 | 15 | 15 |
| Local or in-state vendor | 10 | 10 | 8 | 7 |
| Total | 100 | 65 | 68 | 92 |

Do I have to accept the lowest bid?

- You do not have to accept the lowest bid according to E-Rate rules, but cost must be the primary consideration.
- You may consider as many factors in your evaluation as you want, but the price of the E-Rate eligible products and services must be included as a factor and must be weighted more heavily than any other single factor.

What if I only receive one bid?

- If you received one bid, and that bid is cost-effective, you should memorialize that fact with a memo or email for your records.
- You should still complete the bid evaluation document for the one bid response.

What if I did not receive any bids?

- If you did not receive any bids, you can solicit bids from a willing vendor.
 - Make sure the price actually is cost-effective
 - Check marketplace options from other vendors in your area or nearby areas.
 - Save research and information to justify buying service from this vendor.
- If you currently receive services from a service provider, you can ask your current provider to submit information in response to your Form 470.

What if I reject all the bids?

If as a result of the competitive bidding process the applicant decides that none of the bids received is responsive and rejects all of them – or if the applicant decides to cancel the competitive bidding process for other reasons – the applicant must file a new Form 470 to open a new competitive bidding process.

- Before posting a new form and issuing a new RFP, the applicant could then make any desired revisions or changes that might improve its chances of receiving responsive bids.
- In the event of a complete rejection or cancellation, the applicant cannot use the earlier Form 470 nor cite that form on a Form 471. To avoid any confusion, cancel the earlier Form 470.

What if I change my mind?

You are allowed to change your mind and not purchase a service that is listed on a Form 470.

When can I sign a contract?

- You cannot sign a contract for E-Rate eligible services (and expect to receive discount) without first posting a Form 470.
- You must wait at least 28 days from the posting of your Form 470 and any RFP.
- You cannot not sign a contract before the Allowable Contract Award Date noted on the RNL (this date does not change on the notice even if you did something that caused the 28 day clock to restart – calculate a new 28 day period in such an instance).
- A contract must be signed and dated by the applicant and the service provider prior to the Form 471 certification date.

Note: You may want to include contingency language in case you don't get funded, especially for Category 2 items.

Wrapping Up

What do I save for my files?

★ Save all records for at least 10 years from the last date of service ★

- A copy of the completed Form 470
- A copy of the Form 470 certification page
- The RFP (if one is issued)
- FCC Form 470 Receipt Notification Letter
- A copy of every bid received (winning and losing)
- A copy of all correspondence with bidders
- A completed, dated bid evaluation document and any documentation supporting how you selected the winning bid
- The signed contract