

How to Cancel a Form 470

Cancel a Form 470

Form 470 Constraints	Form 471 Constraints
You can cancel an FCC Form 470 that has not been cited on any Funding Request Number (FRN)	You will not be able to certify the FCC Form 471 if one of the FRNs on the form is citing a canceled FCC Form 470. In that scenario, you will see a validation message preventing them from certifying the FCC Form 471.
An FCC Form 470 that is associated with an incomplete, certified, or committed FCC Form 471 may not be canceled	

All EPC users will be able to filter and view canceled FCC Form 470 records

Cancel a Form 470

Use the "Status" options to change whether all forms, just incomplete forms, just certified forms, or just committed forms are listed

▼ **FCC Forms and Post-Commitment Requests**

FCC Forms
 Post-Commitment Requests

Form Type

Funding Year

Status All
 Incomplete
 Certified
 Canceled

Nickname	Application Number	Funding Year	Status
My FY2021 Form 470	210000001	2021	Certified
testing application	210000011	2021	Incomplete

③ Click on a form to display it

Cancel a Form 470

Records / FCC Forms 470

testing application - #210000011

[Summary](#) [Generated Documents](#) [News](#) [Related Actions](#)


④ Click on the “Related Actions” link

Cancel a Form 470

Records / FCC Forms 470

testing application - #210000011

Summary Generated Documents News **Related Actions**

 [Cancel this FCC Form 470](#)
This function allows you to cancel your certified FCC Form 470 if it has not yet been cited on an incomplete, certified or committed FCC Form 471.

⑤ Click on the “Cancel this FCC Form 470” option

Cancel a Form 470

Records / FCC Forms 470

testing application - #210000011

Summary Generated Documents News **Related Actions**

Cancel FCC Form 470

School District 6 - testing application - Form #210000011 - Funding Year 2021

FCC Form 470 Number	Nickname	Funding Year	Certified Date	Allowable Contract Date	Service Type
210000011	testing application	2021			

Explanation*

← ⑥ On the “Cancel FCC Form 470” page, provide the cancelation reason in the “Explanation” field

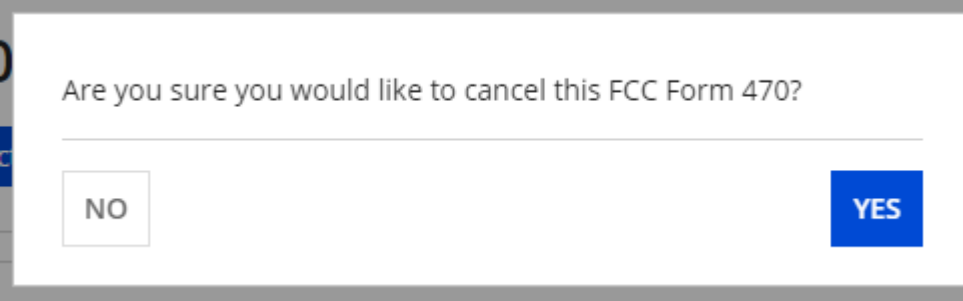
0/4000

DISCARD **CANCEL FCC FORM 470**

⑦ Then click on the “CANCEL FCC FORM 470” button

Cancel a Form 470

A pop-up will appear asking you to confirm your decision



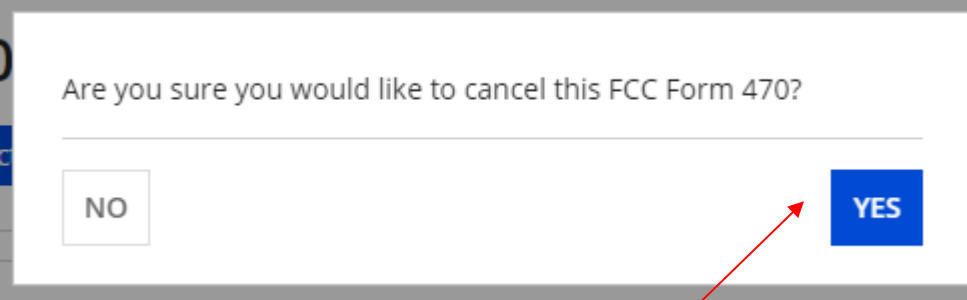
Are you sure you would like to cancel this FCC Form 470?

NO YES

If you select the “NO” button, you will return to the “Cancel FCC Form 470” page. Here you can revise the Explanation and continue cancellation. If you change your mind, you can click on the “Discard” button if you want to abandon the FCC Form 470 cancellation process.

If you select the “YES” button, the FCC Form 470 will be canceled.

Cancel a Form 470



Are you sure you would like to cancel this FCC Form 470?

NO YES

A screenshot of a web-based confirmation dialog box. The dialog box has a light gray border and contains the text "Are you sure you would like to cancel this FCC Form 470?". Below the text is a horizontal line. Underneath the line are two buttons: a white button with the text "NO" and a blue button with the text "YES". A red arrow points from the "YES" button down and to the right towards the instruction text below the dialog box.

⑧ Select the “YES” button to confirm the cancellation request

Cancel a Form 470

Once you click YES, the FCC Form 470 is canceled, and the Status will display on the Summary page as “Canceled” along with the explanation for the cancellation. The applicant will receive a notification in EPC that the FCC Form 470 was canceled.

Records / FCC Forms 470

testing application - #210000011

[Summary](#) [Generated Documents](#) [News](#) [Related Actions](#)

Application Information

Nickname testing application

Application Number 210000011

Funding Year 2021

Status Canceled

Explanation I want to cancel this form

Allowable Contract Date

Billed Entity Information

Name School District 6